


**Statement showing Shareholding Pattern**


<b>Name of the Company : CESC LIMITED.</b>			
<b>Scrip Code, Name of the scrip, class of security: CESC CESC Limited Equity</b>			
<b>Quarter ended: 31.03.2014</b>			
Partly paid-up shares:-	No. of partly paid - up shares	As a % of total no. of partly paid - up shares	As a % of total no. of shares of the company
Held by promoter/promoters group	NA	NA	NA
Held by public			
<b>Total</b>	NA	NA	NA
Outstanding convertible securities:-	No. of outstanding securities	As a % of total No. of outstanding convertible securities	As a % of total No. of shares of the company, assuming full conversion of the convertible securities
Held by promoter/promoter group	NA	NA	NA
Held by public	NA	NA	NA
<b>Total</b>	NA	NA	NA
Warrants :-	No of warrants	As a % of total no. of warrants	As a % of total No. of shares of the company, assuming full conversion of warrants
Held by Promoter/promoter group	NA	NA	NA
Held by public	NA	NA	NA
<b>Total</b>	NA	NA	NA
<b>Total paid - up capital of the company, assuming full conversion of warrants and convertible securities</b>	NA	NA	NA




Category code	Category of shareholder	Number of shareholders	Total number of shares	Number of shares held in dematerialize form	Total shareholding as a percentage of total number of shares		Shares Pledged or otherwise encumbered	
					As a Percentage of (A + B)	As a Percentage of (A+B+C)	Number of Shares	As a Percentage
(1)	(II)	(III)	(IV)	(V)	(VI)	(VII)	(VIII)	(IX) = (VIII)/(IV) * 100
(A)	Promoter and Promoter Group 2							
(1)	Indian							

1. For determining public shareholding for the purpose of Clause 40A.


2 For definitions of "Promoter" and "Promoter Group", refer to Clause 40A.



Category code	Category of shareholder	Number of shareholders	Total number of shares	Number of shares held in dematerialize form	Total shareholding as a percentage of total number of shares		Shares Pledged or otherwise encumbered	
					As a Percentage of (A + B)	As a Percentage of (A+B+C)	Number of Shares	As a Percentage
(I)	(II)	(III)	(IV)	(V)	(VI)	(VII)	(VIII)	(IX) = (VIII)/(IV) * 100
(a)	Individuals/Hindu Undivided Family	3	284222	284222	0.23	0.23	-	-
(b)	Central Government/ State Government(s)	-	-	-	-	-	-	-
(c)	Bodies Corporate	13	65288087	65288087	52.28	52.26	-	-
(d)	Financial Institutions/ Banks	-	-	-	-	-	-	-
(e)	Any Other (specify)	-	-	-	-	-	-	-
	<b>Sub - Total (A)( 1)</b>	16	65572309	65572309	52.51	52.49	-	-
(2)	Foreign	-	-	-	-	-	-	-
(a)	Individuals (Non-Resident)	-	-	-	-	-	-	-




Category code	Category of shareholder	Number of shareholders	Total number of shares	Number of shares held in dematerialize form	Total shareholding as a percentage of total number of shares		Shares Pledged or otherwise encumbered	
					As a Percentage of (A + B)	As a Percentage of (A+B+C)	Number of Shares	As a Percentage
(I)	(II)	(III)	(IV)	(V)	(VI)	(VII)	(VIII)	(IX) = (VIII)/(IV) * 100
	Individuals/ Foreign Individuals/	-	-	-	-	-	-	-
(b)	Bodies Corporate	-	-	-	-	-	-	-
(c)	Institutions	-	-	-	-	-	-	-
(d)	Qualified Foreign Investor	-	-	-	-	-	-	-
(e)	Any Other (specify)	-	-	-	-	-	-	-
	<b>Sub - Total (A) (2)</b>	-	-	-	-	-	-	-
	<b>Total</b>							
	<b>Shareholding of Promoter and Promoter Group (A) =</b>							




Category code	Category of shareholder	Number of shareholders	Total number of shares	Number of shares held in dematerialize form	Total shareholding as a percentage of total number of shares		Shares Pledged or otherwise encumbered	
					As a Percentage of (A + B)	As a Percentage of (A+B+C)	Number of Shares	As a Percentage
(I)	(II)	(III)	(IV)	(V)	(VI)	(VII)	(VIII)	(IX) = (VIII)/(IV) * 100
	(A) (1) + (A)(2)	16	65572309	65572309	52.51	52.49		
(B)	Public shareholding <sup>3</sup>						N.A	N.A
(1)	Institutions						N.A	N.A
(a)	Mutual Funds/UTI	57	18338706	18332016	14.68	14.68		
(b)	Financial Institutions/Banks	26	602522	585062	0.48	0.48		
(c)	Central Government/State Government(s)	-	-	-	-	-	-	-
		1	2152		0.00	0.00		


3 For definitions of "Public Shareholding", refer to Clause 4!




Category of shareholder code	Number of shareholders	Total number of shares	Number of shares held in dematerialize form	Total shareholding as a percentage of total number of shares		Shares Pledged or otherwise encumbered	
				As a Percentage of (A + B)	As a Percentage of (A+B+C)	Number of Shares	As a Percentage
(I) (II)	(III)	(IV)	(V)	(VI)	(VII)	(VIII)	(IX) = (VIII)/(IV) * 100
(d) Venture Capital Funds	-	-	-	-	-	-	-
(e) Insurance Companies	6	1306815	1305715	1.05	1.04		
(f) Foreign Institutional Investors	107	28629332	28620630	22.93	22.92		
(g) Foreign Venture Capital Investors	-	-	-	-	-		
(h) Qualified Foreign Investor	1	24317	24317	0.02	0.02		
(e) Any Other (specify)							
Sub - Total (B)(1)	198	48903844	48867740	39.16	39.14		
(2) Non - Institutions							
(a) Bodies Corporate	1030	5062437	2236672	4.05	4.05		
(b) Individuals - i. Individual shareholders							



Category code	Category of shareholder	Number of shareholders	Total number of shares	Number of shares held in dematerialize form	Total shareholding as a percentage of total number of shares		Shares Pledged or otherwise encumbered	
					As a Percentage of (A + B)	As a Percentage of (A+B+C)		
(I)	(II)	(III)	(IV)	(V)	(VI)	(VII)	(VIII)	(IX) = (VIII)/(IV) *100
	holding nominal share capital up to Rs. 1 lakh. ii. Individual shareholders holding nominal share capital in excess of Rs. 1 lakh.	33382	4623218	3125084	3.70	3.70		
(c)	Qualified Foreign Investor							
(d)	Any Other (specify)							
	Sub - Total (B)(2)	34445	10406111	5787418	8.33	8.33	N.A	N.A
	Total Public Shareholding (B) = (B) (1)+(B)(2)	34643	59309955	54655158	47.49	47.47		
	TOTAL (A) + (B)	34659	124882264	120227467	100.00	99.96		



Category code	Category of shareholder	Number of shareholders	Total number of shares	Number of shares held in dematerialize form	Total shareholding as a percentage of total number of shares		Shares Pledged or otherwise encumbered	
					As a Percentage of (A + B)	As a Percentage of (A+B+C)	Number of Shares	As a Percentage
(1)	(II)	(III)	(IV)	(V)	(VI)	(VII)	(VIII)	(IX) = (VII)/(IV) * 100
(c)	Shares held by Custodians and Depository Receipts have been issued							
(1)	Promoter and Promoter Group	0		0		0.00	0	0.00
(2)	Public	1	53661	37260	NA	0.04	NA	NA
	<b>GRAND TOTAL (A) + (B) + (C)</b>	34660	124935925	120264727	100.00	100.00		







**(D)(b) Statement showing holding of securities (including shares, warrants, convertible securities) of persons belonging to the category "Promoter and Promoter Group"**

Sr. No	Name of the shareholder	Details of Shares held			Encumbered shares(*)			Details of warrants		Details of convertible securities		Total shares (including underlying shares assuming full conversion of warrants and convertible securities) as a % of diluted share capital
		No. of Shares held	As a % of grand total (A) + (B) + (C)	No.	As a percentage	As a % grand total (A)+(B)+(C) of sub-clause (I)(a)	Number of warrants held	As a % total number of Warrants of the same class	Number of convertible securities held	As a % total number of convertible securities of the same class		
(i)	(ii)	(iii)	(iv)	(v)	(vi)=(v) (iii)*100	(vii)	(viii)	(ix)	(x)	(xi)	(xii)	
1	As per list attached	65572309	52.49				NA	NA	NA	NA	65572309	
2	(Annexure - 1)						NA	NA	NA	NA	65572309	
	<b>TOTAL</b>	<b>65572309</b>	<b>52.49</b>				<b>NA</b>	<b>NA</b>	<b>NA</b>	<b>NA</b>	<b>65572309</b>	

(\*) The term "encumbrance" has the same meaning as assigned to it in regulation 28(3) of the SAST Regulations, 2011.






**Statement showing Shareholding of persons belonging to the category "Promoter and promoter Group" as on 31.03.2014**  
**Annexure 1**


Sr.No	Name of Shareholder	Total shares held			Shares pledged or otherwise encumbered		
		Number of shares (III)	As a % of ggrand total (A)+(B)+(C) (IV)	Number (V)	As a percentage of (III) (VI)	As a % of grand total (A)+(B)+(C) of Sub-clause (I)(a) (VII)	
(I)	(II)						
1	ADAPT INVESTMENTS LTD	2502943	2.00				
2	ADORN INVESTMENTS LIMITED	1085050	0.87				
3	GOODLUCK DEALCOM PRIVATE LIMITED	1686198	1.35				
4	INTEGRATED COAL MINING LIMITED	760000	0.61				
5	OFF SHORE INDIA LTD	1359296	1.09				
6	RAINBOW INVESTMENTS LIMITED	31059414	24.86				
7	SAREGAMA INDIA LIMITED	1544988	1.24				
8	SPENCER AND CO. LTD.	250000	0.20				
9	TRADE APARTMENTS LTD	1636896	1.31				
10	UJALA AGENCY PRIVATE LIMITED.	3119311	2.50				
11	UNIVERSAL INDUSTRIAL FUND LIMITED	17791421	14.24				
12	STEL HOLDINGS LTD	2493470	1.99				
13	ZENSAR TECHNOLOGIES LIMITED	100	0.00				
14	AVARNA GOENKA	501	0.00				
15	PREETI GOENKA	25223	0.02				
16	SANJIV GOENKA	258498	0.21				
	Total Shares :-	65572309	52.49				

**(1) (C) (i) Statement showing holding of securities (including shares, warrants, convertible securities) of persons belonging to the category "Public" and holding more than 1% of the total number of shares**

Sr. No.	Name of the Shareholder	Number of shares held	Shares as a percentage of total number of shares (i.e., Grand Total (A)+(B)+(C) indicated in Statement at para (1)(a) above)	Details of warrants		Details of convertible securities		Total shares (including underlying shares assuming full conversion of warrants and convertible securities) as a % of diluted share capital
				Number of warrants held	As a% total number of warrants of the same class	Number of convertible securities held	% w.r.t total number of convertible securities of the same class	
1	As per attached list	32223763	25.79	NA	NA	NA	NA	32223763
2	(Annexure - 2)							
	<b>Total</b>	32223763	25.79	NA	NA	NA	NA	32223763




Statement showing Shareholding of persons belonging to the category "Public" and holding more than 1% of the total number of shares		Annexure - 2
Sr.No.	Name of the shareholder	Shares as a percentage of total number of shares (i.e., Grand Total(A)+(B)+(C) indicated in Statement at para(i)(a)above)
	Number of Shares	
1	HDFC TRUSTEE COMPANY LIMITED-HDFC EQUITY	4.84
2	HDFC TRUSTEE COMPANY LIMITED-HDFC TOP	3.29
3	NATIONAL WESTMINSTER BANK PLC AS DEPOSIT	4.18
4	GOLDMAN SACHS INVESTMENTS (MAURITIUS) LTD	1.75
5	BNK CAPITAL MARKETS LIMITED	2.41
6	M & G ASIAN FUND	1.85
7	SBI MAGNUM TAXGAIN SCHEME	1.92
8	MET INVESTORS SERIES TRUST- MFS EMERGING	1.37
9	GMO EMERGING DOMESTIC OPPORTUNITIES FUND	1.08
10	MERRILL LYNCH CAPITAL MARKETS ESPANA S.A	1.32
11	SMALLCAP WORLD FUND INC	1.80
	TOTAL	25.79



**(I) (C) (ii) Statement showing holding of securities (including shares, warrants, convertible securities) of persons (together with PAC) belonging to the category "Public" and holding more than 5% of the total number of shares of the company**

Sr. No.	Name(s) of the shareholder(s) and the Persons Acting in Concert (PAC) With them	Number of shares	Shares as a percentage of total number of shares (i.e., Grand Total (A)+(B)+(C) indicated in Statement at para (i)(a))	Details of warrants		Number of convertible securities held	% w.r.t total number of convertible securities of the same class	Total shares (including underlying shares assuming full conversion of warrants and convertible securities) as a % of diluted share capital
				Number of warrants	As a% total number of warrants of the same class			
1	HDFC TRUSTEE COMPANY LIMITED - HDFC TOP	4113250	3.29	NA	NA	NA	NA	4113250
2	HDFC TRUSTEE COMPANY LIMITED - HDFC EQUITY	6047355	4.84					6047355
3	HDFC TRUSTEE COMPANY LTD - HDFC INFR	354416	0.28					354416
4	HDFC TRUSTEE COMPANY LIMITED - HDFC PRUD	690000	0.56					690000
	<b>Total</b>	11205021	8.97					8.97




(i)(c) Statement showing details of locked - in shares

Sr. No.	Name of shareholder	Number of locked-in Shares	Locked - in shares as a (%)percentage of total number of shares (i.e.,Grand Total(A)+(B)+(C) indicated in Statement at para(i)(a) above}	Promoter/Promoter Group/Public
				Promoter/Promoter Group
				Public
				Public
1	NA	NA	NA	Promoter/Promoter Group
2				Promoter/Promoter Group
	TOTAL			

(ii)(a) Statement showing details of Depository Receipts (DRs)

Sr. No.	Type of outstanding DR ( ADRs,GDRs, SDRs,etc.)	Number of outstanding DRs	Number of shares underlying outstanding DRs	Shares underlying outstanding DRs as a percentage of total number of shares (i.e., Grand Total ( A ) +( B ) + ( C ) indicated in Statement at para ( I ) ( a ) above }
1	GDR	53661	53661	0.04
2				
	TOTAL	53661	53661	0.04




**(II)(b) Statement showing holding of Depository Receipts (DRs), where underlying shares held by promoter/promoter group' are in excess of 1 % of the total number of shares**

Sr. No.	Name of the DR Holder	Type of outstanding DR (ADRs, GDRs, SDRs, etc.)	Number of shares underlying outstanding DRs	Shares underlying outstanding DRs as a percentage of total number of shares (i.e., Grand Total (A) + (B) + (C) Indicated in Statement at para (I) (a) above
1	NA	NA	NA	NA
2				
<b>TOTAL</b>				NA

**I) (a) Statement showing the voting pattern of shareholders, if more than one class of shares/securities is issued by the Issu (Give description of voting rights for each class of security.**

Class X:  
Class Y:  
Class Z: )


Category code	Category of shareholder	Number of Voting Rights held in each class of securities			Total Voting Rights (III + IV + V)	Total Voting Rights i.e. (VI)	
		Class X	Class Y	Class Z		As a percentage of (A + B) (VII)	As a Percentage of (A + B + C) (VIII)
(I)	(II)	(III)	(IV)	(V)	(VI)		
(A)	Promoter and Promoter Group	NA			NA	NA	NA
(1)	Indian	NA			NA	NA	NA





(a)	Individuals/Hindu Undivided Family	NA	NA	NA	NA
(b)	Central Government/State Government(s)	NA	NA	NA	NA
(c)	Bodies Corporate	NA	NA	NA	NA
(d)	Financial Institutions/Banks	NA	NA	NA	NA
(e)	Any Other (specify)	-	-	-	-
	Sub - Total (A) (1)	-	-	-	-
(2)	Foreign	NA	NA	NA	NA
(a)	Individuals(NonResident Individuals/Foreign Individuals)	NA	NA	NA	NA
(b)	Bodies Corporate	NA	NA	NA	NA
(c)	Institutions				
(d)	Any Other(specify)	-	-	-	-
	Sub - Total (A) (2)	NA	NA	NA	NA
	Total				
	Shareholding of Promoter and Promoter Group				
	(A) = (A)(1)+(A)(2)	NA	NA	NA	NA
(B)	Public shareholding	NA	NA	NA	NA
(1)	Institutions	NA	NA	NA	NA
(a)	Mutual Funds/UTI	NA	NA	NA	NA
(b)	Financial Institutions/Banks	NA	NA	NA	NA
(c)	Central Government/ State Government(s)	NA	NA	NA	NA





(d)	Fund								
(e)	Insurance Companies	NA			NA			NA	
(f)	Foreign Institutional Investors	NA			NA			NA	
(g)	Foreign Venture Capital Investors	-			-			-	
(h)	Any Other (specify)	-			-			-	
(2)	Sub - Total (B)(1)								
(2)	Non - Institutions								
(a)	Bodies Corporate	NA			NA			NA	
(b)	Individuals- iii. Individual shareholders holding nominal share capital up to Rs. 1 lakh. iv. Individual shareholders holding nominal share capital in excess of Rs. 1 lakh.	NA			NA			NA	
(c)	Any Other (specify)	-			-			-	
	Sub - Total (B)(2)								
	Total Public								
	Shareholding (B)=(B)(1) + (B)(2)								
	TOTAL (A) + (B)	NA			NA			NA	
(C)	Shares held by Custodians and against which depository Receipts have been issued	NA			NA			NA	
	GRAND TOTAL (A)+(B)+(C)	NA			NA			NA	