



**RP-Sanjiv Goenka
Group**

Growing Legacies



**CESC
LIMITED**

energising lives Since 1899

SEC:AM:29674

18 July, 2016

The Secretary
The Calcutta Stock Exchange Limited
7, Lyons Range
Kolkata – 700 001

Dear Sir,

**Shareholding Pattern under Regulation 31 of SEBI
(listing Obligations and Disclosure Requirements)
Regulations, 2015**

In terms of Securities and Exchange Board of India (Listing Obligations and Disclosures Requirements) Regulations, 2015, we send herewith the shareholding pattern of the Company for the quarter ended 30 June, 2016 in the prescribed format.

Yours faithfully,

General Manager (Secretarial & Estates)

Encl:

Shareholding Pattern under Regulation 31 of SEBI (Listing Obligations and Disclosure Requirements) Regulations, 2015

1.	Name of Listed Entity: CESC Limited
2.	Scrip Code/Name of Scrip/Class of Security: 34 (CSE) / EQUITY
3.	Share Holding Pattern Filed under: Reg. 31(1)(b)
	a. If under 31(1)(b) then indicate the report for Quarter ending 30 June 2016
	b. If under 31(1)(c) then indicate date of allotment/extinguishment
4.	Declaration: The Listed entity is required to submit the following declaration to the extent of submission of information:-

Particulars		Yes*	No*
1	Whether the Listed Entity has issued any partly paid up shares?		No
2	Whether the Listed Entity has issued any Convertible Securities or Warrants?		No
3	Whether the Listed Entity has any shares against which depository receipts are issued?	Yes	
4	Whether the Listed Entity has any shares in locked-in?		No
5	Whether any shares held by promoters are pledge or otherwise encumbered?		No

* If the Listed Entity selects the option 'No' for the questions above, the columns for the partly paid up shares, Outstanding Convertible Securities/Warrants, depository receipts, locked-in shares, No of shares pledged or otherwise encumbered by promoters, as applicable, shall not be displayed at the time of dissemination on the Stock Exchange website. Also wherever there is 'No' declared by Listed Entity in above table the values will be considered as 'Zero' by default on submission of the format of holding of specified securities.



CESC Limited

Table I - Summary Statement holding of specified securities

Category	Category of shareholder	Nos. of shareholders	No. of fully paid up equity shares held	No. of Partly paid-up equity shares held	No. of shares underlying Depository Receipts	Total nos. shares held	Shareholding as a % of total shares (calculate as per SCRR, 1957)	Number of Voting Rights held in each class of securities			No. of Shares Underlying Outstanding convertible securities (including share capital)	Shareholding, as a % assuming full conversion of convertible securities (as a percentage of diluted share capital)	Number of Locked in shares		Number of Shares pledged or otherwise encumbered		Number of equity shares held in dematerialised form
								Class eg: X	Class eg: Y	Total			As a % of total Shares held(b)	No. (a)	As a % of total Shares held(b)	No. (a)	
(I)	(II)	(III)	(IV)	(V)	(VI)	(VII) = (IV)+(V)+(VI)	(VIII) As a % of (A+B+C2)	(IX)	(X)	(XI) = (VII)+(X) As a % of (A+B+C2)	(XII)	(XIII)	(XIV)				
(A)	Promoter & Promoter Group	12	66172309	-	-	66172309	49.93%	66172309	-	66172309	49.92%	0	0	0	0	0	66172309
(B)	Public	39235	66354974	-	-	66354974	50.07%	66354974	-	66354974	50.06%	0	0	0	0	0	61823643
(C)	Non Promoter - Non Public	-	-	-	-	-	-	-	-	-	-	0	0	0	0	0	0
(C1)	Shares Underlying DRs	1	-	-	29760	29760	-	-	-	-	0.00	0	0	0	0	0	29760
(C2)	Shares Held By Employee Trust	-	-	-	-	-	-	-	-	-	0.00	0	0	0	0	0	0
	Total	39248	132527283	-	-	132527283	100.00%	132527283	-	132527283	99.98%	0	0	0	0	0	128025712

[Handwritten Signature]



CESC Limited

Table II - Statement showing shareholding pattern of the Promoter and Promoter Group

Category & Name of the shareholders	PAN	Nos. of shares held	No. of fully paid up equity shares held	Partly paid-up equity shares held	No. of Depository Receipts	Total nos. shares held (VI)+(V)+ (VII)	Shareholding % calculated as per SCRR, 1957 As a % of (A+B+C2)	Number of Voting Rights held in each class of securities			Total as a % of (A+B+C)	No. of Shares Underlying Outstanding convertible securities (including Warrants)	Shareholding, as a % assuming full conversion of convertible securities (as a percentage of diluted share capital) (X)=(VII)+(X)	Number of Locked in shares		Number of Shares pledged or otherwise encumbered		Number of equity shares held in dematerialised form
								Class eg: X	Class eg: Y	Total				No. (a) held (b)	As a % of total Shares held (b)	No. (a) held (b)	As a % of total Shares held (b)	
(I)	(II)	(III)	(IV)	(V)	(VI)	(VII) = (VI)+(V)+ (IV)	(VIII) As a % of (A+B+C2)	(IX)			(X)	(XI) = (VII)+(X)	(XII)	(XIII)	(XIII)	(XIV)		
1	Indian																	
(a)	Individuals / Hindu Undivided Family		284222	0	0	284222	0.21	284222	0	284222	0.21	0.21	0	0	0	0	0	284222
	Sanjiv Goenka	AEPFG4689G	1 258498	0	0	258498	0.20	258498	0	258498	0.20	0.20	0	0	0	0	0	258498
	Preeti Goenka	AEPFG4689B	1 25223	0	0	25223	0.01	25223	0	25223	0.01	0.01	0	0	0	0	0	25223
	Avarna Goenka	AHPFG025SP	1 501	0	0	501	0.00	501	0	501	0.00	0.00	0	0	0	0	0	501
(b)	Central Government / State Government(s)		0	0	0	0	0.00	0	0	0	0.00	0	0	0	0	0	0	0
(c)	Financial Institutions / Banks		0	0	0	0	0.00	0	0	0	0.00	0	0	0	0	0	0	0
(d)	Any Other (Specify)		9 65888087	0	0	9 65888087	49.72	65888087	0	65888087	49.71	49.71	0	0	0	0	0	65888087
	Bodies Corporate																	
	Rainbow Investments Limited	AAACR3915Q	1 58796632	0	0	58796632	44.37	58796632	0	58796632	44.36	44.37	0	0	0	0	0	58796632
	Stel Holdings Limited	AAOC3332H	1 2493470	0	0	2493470	1.89	2493470	0	2493470	1.88	1.89	0	0	0	0	0	2493470
	Goodluck Dealcom Private Limited	AADCG8063F	1 1686198	0	0	1686198	1.28	1686198	0	1686198	1.27	1.28	0	0	0	0	0	1686198
	Saregama India Limited	AAAC19815B	1 1259988	0	0	1259988	0.95	1259988	0	1259988	0.95	0.95	0	0	0	0	0	1259988
	Integrated Coal Mining Limited	AAAC15384I	1 1075364	0	0	1075364	0.81	1075364	0	1075364	0.81	0.81	0	0	0	0	0	1075364
	Kolkata Metro Networks Limited	AAACR2354Q	1 285000	0	0	285000	0.21	285000	0	285000	0.22	0.21	0	0	0	0	0	285000
	Spencer And Company Limited	AAAC54451J	1 250000	0	0	250000	0.18	250000	0	250000	0.19	0.18	0	0	0	0	0	250000
	Dorex Merchandise Private Limited	AAACD9470A	1 41335	0	0	41335	0.03	41335	0	41335	0.03	0.03	0	0	0	0	0	41335
	Zensar Technologies Limited	AAACF0742K	1 100	0	0	100	0.00	100	0	100	0.00	0.00	0	0	0	0	0	100
	Sub Total (A1)2		12 66172309	0	0	12 66172309	49.93	66172309	0	66172309	49.92	49.93	0	0	0	0	0	66172309
2	Foreign																	
(a)	Individuals (Non-Resident Individuals / Foreign Individuals)		0	0	0	0	0	0	0	0	0	0	0	0	0	0	0	0
(b)	Government		0	0	0	0	0	0	0	0	0	0	0	0	0	0	0	0
(c)	Institutions		0	0	0	0	0	0	0	0	0	0	0	0	0	0	0	0
(d)	Foreign Portfolio Investor		0	0	0	0	0	0	0	0	0	0	0	0	0	0	0	0
(e)	Any Other (Specify)		0	0	0	0	0	0	0	0	0	0	0	0	0	0	0	0
	Sub Total (A)2		0	0	0	0	0	0	0	0	0	0	0	0	0	0	0	0
	Total Shareholding Of Promoter And Promoter Group (A)= (A1)+(A)2		12 66172309	0	0	12 66172309	49.93	66172309	0	66172309	49.92	49.93	0	0	0	0	0	66172309

Details of Shares which remain unclaimed may be given hear along with details such as number of shareholders, outstanding shares held in demat/unclaimed suspense account, voting rights which are frozen etc.

Note :

(1) PAN would not be displayed on website of Stock Exchange(s)


(2) The term 'Encumbrance' has the same meaning as assigned under regulation 28(3) of SEBI (Substantial Acquisition of Shares and Takeovers) Regulations, 2011.



[Handwritten signature]

Table III - Statement showing shareholding pattern of the Public shareholder

Category & Name of the shareholders	PAN	Nos. of shareholders	No. of fully paid up equity shares held	Partly paid-up equity shares	No. of shares underlying Depository Receipts	Total nos. (IV)+(V)+(VI)	Shareholding % calculated as per SCRR, 1957 As a % of (A+B+C2)	Number of Voting Rights held in each class of securities		Total as a % of (A+B+C)	No. of Shares Underlying Outstanding convertible securities (including percentage of diluted Warrants)	Shareholding % assuming full conversion of convertible securities (including percentage of diluted share capital)	Number of Locked In shares		Number of Shares pledged or otherwise encumbered		Number of equity shares held in dematerialised form
								Class eg: X	Class eg: Y				No. (a)	As a % of total Shares held (b)	No. (a)	As a % of total Shares held (b)	
(a)	(ii)	(iii)	(iv)	(v)	(vi)	(vii) = (iv)+(v)+(vi)	(viii) As a % of (A+B+C2)	(ix)	(x)	(xi) = (vii)+(x) As a % of (A+B+C2)	(xii)	(xiii)	(xiv)				
81 Institutions																	
Mutual Fund		66	21585547	0	0	21585547	16.29	21585547	0	21585547	16.28	16.29	0	0	0	0	21579887
Hdfc Trustee Company Limited-Hdfc Equity Fund	AAATH1809A		6047355	0	0	6047355	4.56	6047355	0	6047355	4.56	4.56	0	0	0	0	6047355
Hdfc Trustee Company Limited - Hdfc Top 200 Fund	AAATH1809A		4113250	0	0	4113250	3.10	4113250	0	4113250	3.10	3.10	0	0	0	0	4113250
SBI Magnum Taxgain Scheme	AAAT56407Q		2000000	0	0	2000000	1.51	2000000	0	2000000	1.51	1.51	0	0	0	0	2000000
ICICI Prudential Infrastructure Fund	AAAAL0038F		1382810	0	0	1382810	1.04	1382810	0	1382810	1.04	1.04	0	0	0	0	1382810
Venture Capital Funds		0	0	0	0	0	0.00	0	0	0	0.00	0.00	0	0	0	0	0
Alternate Investment Funds		0	0	0	0	0	0.00	0	0	0	0.00	0.00	0	0	0	0	0
Foreign Venture Capital Investors		0	0	0	0	0	0.00	0	0	0	0.00	0.00	0	0	0	0	0
Foreign Portfolio Investor		167	31106737	0	0	31106737	23.47	31106737	0	31106737	23.46	23.47	0	0	0	0	31098035
National Westminster Bank Plc As Depository Of M And CAATFCM8974K	AAATFM2344I		4979940	0	0	4979940	3.76	4979940	0	4979940	3.76	3.76	0	0	0	0	4979940
M&G International New Discovery Fund	AAATFM2344I		2392424	0	0	2392424	1.81	2392424	0	2392424	1.80	1.81	0	0	0	0	2392424
M&G Asian Fund	AAAAMM2707R		1771647	0	0	1771647	1.34	1771647	0	1771647	1.34	1.34	0	0	0	0	1771647
Florida Retirement System - M&G Investment Management	AAAAF0103H		1641920	0	0	1641920	1.24	1641920	0	1641920	1.24	1.24	0	0	0	0	1641920
Financial Institutions / Banks		48	2394704	0	0	2394704	1.81	2394704	0	2394704	1.80	1.81	0	0	0	0	2360105
Insurance Companies		0	0	0	0	0	0.00	0	0	0	0.00	0.00	0	0	0	0	0
Provident Funds / Pension Funds		0	0	0	0	0	0.00	0	0	0	0.00	0.00	0	0	0	0	0
Any Other (Specify)		7	143253	0	0	143253	0.11	143253	0	143253	0.11	0.11	0	0	0	0	142953
Foreign Bank		7	143253	0	0	143253	0.11	143253	0	143253	0.11	0.11	0	0	0	0	142953
Sub Total (B)(1)		288	55230241	0	0	55230241	41.67	55230241	0	55230241	41.67	41.67	0	0	0	0	55180950
82 Central Government/ State Government(s)/ President of India																	
Central Government / State Government(s)		1	50	0	0	50	0.00	50	0	50	0.00	0.00	0	0	0	0	50
Sub Total (B)(2)		1	50	0	0	50	0.00	50	0	50	0.00	0.00	0	0	0	0	50
83 Non-Institutions																	
Individuals																	
i. Individual shareholders holding nominal share capital in excess of Rs. 2 lakhs.		36476	4206715	0	0	4206715	3.17	4206715	0	4206715	3.17	3.17	0	0	0	0	3182047
ii. Individual shareholders holding nominal share capital in excess of Rs. 2 lakhs.		7	247816	0	0	247816	0.19	247816	0	247816	0.19	0.19	0	0	0	0	247816
NBFCs registered with RBI		0	0	0	0	0	0.00	0	0	0	0.00	0.00	0	0	0	0	0
Employee Trusts		0	0	0	0	0	0.00	0	0	0	0.00	0.00	0	0	0	0	0
(d) Overseas Depositors(holding DRs) (balancing figure)																	
Any Other (Specify)		2463	6670152	0	0	6670152	5.03	6670152	0	6670152	5.03	5.03	0	0	0	0	3212780
Trusts		8	2193	0	0	2193	0.00	2193	0	2193	0.00	0.00	0	0	0	0	2193
Foreign Nationals		2	17629	0	0	17629	0.01	17629	0	17629	0.01	0.01	0	0	0	0	17629



Hindu Undivided Family	566	116482	0	0	116482	0.09	116482	0	116482	0.09	0	0.09	0	0	0	0	0	0	0	NA	NA	116482
Foreign Companies	35	268178	0	0	268178	0.20	268178	0	268178	0.20	0	0.20	0	0	0	0	0	0	0	NA	NA	131875
Non Resident Indians (Non Repat)	172	63324	0	0	63324	0.05	63324	0	63324	0.05	0	0.05	0	0	0	0	0	0	0	NA	NA	63324
Non Resident Indians (Repat)	788	745415	0	0	745415	0.56	745415	0	745415	0.56	0	0.56	0	0	0	0	0	0	0	NA	NA	141232
Clearing Member	271	154517	0	0	154517	0.12	154517	0	154517	0.12	0	0.12	0	0	0	0	0	0	0	NA	NA	154517
Bodies Corporate	621	5302414	0	0	5302414	4.00	5302414	0	5302414	4.00	0	4.00	0	0	0	0	0	0	0	NA	NA	258528
Bank Capital Markets Ltd		2500000	0	0	2500000	1.89	2500000	0	2500000	1.89	0	1.89	0	0	0	0	0	0	0	NA	NA	0
Sub Total (B)(3)	38946	11124683	0	0	11124683	8.39	11124683	0	11124683	8.39	0	8.39	0	0	0	0	0	0	0	NA	NA	6642643
Total Public Shareholding (B) = (B)(1)+(B)(2)+(B)(3)	39235	66354974	0	0	66354974	50.07	66354974	0	66354974	50.06	0	50.07	0	0	0	0	0	0	0	NA	NA	61823643

Details of the shareholders acting as persons in Concert including their Shareholding (No. and %): - ANNEXURE PAC


No. of shareholders	No. of Shares
---------------------	---------------

0

Details of Shares which remain unclaimed may be given hear along with details such as number of shareholders, outstanding shares held in demat/unclaimed suspense account, voting rights which are frozen etc.


Note :

- (1) PAN would not be displayed on website of Stock Exchange(s).
- (2) The above format needs to disclose name of all holders holding more than 1% of total number of shares
- (3) W.r.t. the information pertaining to Depository Receipts, the same may be disclosed in the respective columns to the extent information available and the balance to be disclosed as held by custodian.



Details of the shareholders acting as persons in Concert including their Shareholding (No. and %):

Sl. No.	No. of Shareholders	No. of Shares held	%age of shareholding
	ICICI PRUDENTIAL MUTUAL FUND		
	NATIONAL WESTMINSTER BANK PLC AS DEPOSITARY OF M&G GLOBAL EMERGING MARKETS FUND A SUB FUND OF M AND G INVESTMENT FUNDS 7	4979940	3.76
2	M&G ASIAN FUND	1771647	1.34
3	FLORIDA RETIREMENT SYSTEM - M&G INVESTMENTS SUB-PORTFOLIO	1641920	1.24
4	FIDELITY RUTLAND SQUARE TRUST II - STRATEGIC AD	692923	0.52
5	VANGUARD EMERGING MARKETS SELECT STOCK FUND	194681	0.15
6	KUWAIT INVESTMENT AUTHORITY FUND 225	290383	0.22
7	ICICI PRUDENTIAL INFRASTRUCTURE FUND	1382810	1.04
8	ICICI PRUDENTIAL BALANCED FUND	1155949	0.87
9	ICICI PRUDENTIAL DYNAMIC PLAN	852507	0.64
10	ICICI PRUDENTIAL EQUITY ARBITRAGE FUND	286000	0.22
11	ICICI PRUDENTIAL TOP 100 FUND	40339	0.03
12	ICICI PRUDENTIAL BUSINESS CYCLE FUND SERIES 3	17433	0.01
	ICICI PRUDENTIAL BUSINESS CYCLE FUND SERIES 3	13306532	10.04
	HDFC TRUSTEE COMPANY LIMITED		
13	HDFC TRUSTEE COMPANY LIMITED - HDFC INFRASTRUCTURE FUND	554416	0.42
14	HDFC TRUSTEE COMPANY LIMITED - HDFC PRUDENCE FUND	790000	0.6
15	HDFC TRUSTEE COMPANY LIMITED - HDFC TOP 200 FUND	4113250	3.1
16	HDFC TRUSTEE COMPANY LIMITED - HDFC EQUITY FUND	6047355	4.56
17	HDFC TRUSTEE COMPANY LIMITED A/C - HDFC ARNITRAGE FUND	7000	0.01
18	HDFC TRUSTEE COMPANY LIMITED - HDFC CORE AND SATELLITE FUND	340000	0.26
		11852021	8.95



CESC Limited

Table IV - Statement showing shareholding pattern of the Non Promoter- Non Public shareholder

C1	C2	Category & Name of the shareholders	PAN	Nos. of shareholders	No. of fully paid up equity shares held	Partly paid-up equity shares held	No. of shares underlying Depository Receipts held	Total nos. shares held	Shareholding % calculated as per SCRR, 1957 As a % of (A+B+C2)	Number of Voting Rights held in each class of securities			No. of Shares Underlying Outstanding convertible securities (including Warrants)	Shareholding, as a % assuming full conversion of convertible securities (as a percentage of diluted share capital)	Number of Locked in Shares		Number of Shares pledged or otherwise encumbered	Number of equity shares held in dematerialised form	
										Class eg: X	Class eg: Y	Total			Total as a % of (A+B+C)	No. (a)			As a % of total Shares held(b)
		(i)	(ii)	(iii)	(iv)	(v)	(vi)	(vii) =	(viii) As a %		(ix)		(x)	(xi) = (vii)+(x)	(xii)		(xiii)	(xiv)	
C1		Custodian/DR Holder		1	0	0	29760	29760	0	0	0	0	0	0	0	0	0	0	29760
		Employee Benefit Trust (under SEBI (Share based Employee Benefit) Regulations, 2014)		0	0	0	0	0	0	0	0	0	0	0	0	0	0	0	0
		Total Non-Promoter- Non Public Shareholding (C)=		1	0	0	29760	29760	0.03	0	0	0	0	0	0	0	0	0	29760

Note :

(1) PAN would not be displayed on website of Stock Exchange(s).

(2) The above format needs to disclose name of all holders holding more than 1% of total number of shares

(3) Where the information pertaining to Depository Receipts, the same may be disclosed in the respective columns to the extent information available and the balance to be disclosed as held by custodian.

