



**RP - Sanjiv Goenka  
Group**

Growing Legacies

SEC:AM:29230



20 January, 2016

Manager (Listing)  
National Stock Exchange of India Limited  
Exchange Plaza, 5<sup>th</sup> Floor  
Plot No. C/1, G-Block  
Bandra-Kurla Complex  
Bandra (East)  
Mumbai 400 051

Dear Sir,

**Shareholding Pattern under Regulation 31 of SEBI  
(Listing Obligations and Disclosure Requirements)  
Regulations, 2015**

In terms of Securities and Exchange Board of India (Listing Obligations and Disclosures Requirements) Regulations, 2015, we send herewith the shareholding pattern of the Company for the quarter ended 31 December, 2015 in the prescribed format.

Yours faithfully,


**General Manager (Secretarial & Estates)**

Encl.

**CESC LIMITED**

**Shareholding Pattern under Regulation 31 of SEBI (Listing Obligations and Disclosure Requirements) Regulations, 2015**

1	Name of Listed Entity: CESC Limited	
2	Scrip Code/Name of Scrip/Class of Security: CESC	
3	Share Holding Pattern Filed under: Regulation 31(1)(b)	
	a.	If under 31(1)(b) then indicate the report for Quarter ending
	b.	If under 31(1)(c) then indicate date of allotment/extinguishment
4	Declaration: The Listed entity is required to submit the following declaration to the extent of submission of information:-	
	Particulars	
	1 Whether the Listed Entity has issued any partly paid up shares?	No
	2 Whether the Listed Entity has issued any Convertible Securities or Warrants?	No
	3 Whether the Listed Entity has any shares against which depository receipts are issued?	Yes
	4 Whether the Listed Entity has any shares in locked-in?	No
	5 Whether any shares held by promoters are pledge or otherwise encumbered?	No



*[Handwritten Signature]*

**CESC Limited**

**Table I - Summary Statement holding of specified securities**

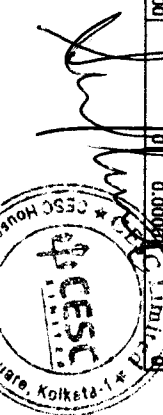
Category	Category of shareholder	Number of shareholders	No. of fully paid up equity shares held	No. of Partly paid-up equity shares held	No. of shares underlying Depository Receipts	Total nos. shares held (V)+(V)+(V)	Shareholding as a % of total (calculate as per SCRR, 1957)	Number of Voting Rights held in each class of securities			No. of Shares Underlying Outstanding convertible securities (including securities assuming full conversion of convertible securities)	Shareholding as a % of (VII)+(X) As a % of	Number of Locked in shares	As a % of total Shares held (b)	Number of Shares pledged or otherwise encumbered	As a % of total Shares held (b)	Number of dematerialised equity shares held in form
								Class eg: X	Class eg: Y	Total							
(I)	(ii)	(iii)	(iv)	(v)	(vi)	(vii) = (v)+(v)+(v)	(viii) As a % of (A+B+C)	(ix)			(x)	(xi) = (vii)+(x) As a % of	(xii)		(xiii)		(xiv)
(A)	Promoter & Promoter Group	12	66172309	0	0	66172309	49.9339	66172309	0	66172309	49.9339	0	0.0000	0	0.0000	0	66172309
(B)	Public	41286	66347474	0	0	66347474	50.0661	66347474	0	66347474	50.0661	0	0.0000	NA	NA	0	61783416
(C)	Non Promoter - Non Public				0				0			0	0.0000	NA	NA		
(C1)	Shares Underlying DRs	1	37260	0	0	37260	0.0000	37260	0	37260	0.0000	0	0.0000	NA	NA	0	37260
(C2)	Shares Held By Employee Trust	0	0	0	0	0	0.0000	0	0	0	0.0000	0	0.0000	NA	NA	0	0
	Total	41299	132557043	0	0	132557043	100.0000	132557043	0	132557043	100.0000	0	0.0000	0	0.0000	0	127992985


**CESC Limited**

**Table II - Statement showing shareholding pattern of the Promoter and Promoter Group**

Category & Name of the shareholders	PAN	Nos. of shares	No. of fully paid up equity shares held	Partly paid-up equity shares held	No. of underlying Depository Receipts	Total nos. shares held (IV)+(V)+(VI)	Shareholding % calculated as per SCRR, 1957 As a % of (A+B+C)	Number of Voting Rights held in each class of securities			No. of Shares Underlying Outstanding convertible securities (including securities)	Shareholding % assuming full conversion of convertible securities (VII)+(X) As a % of (VII)+(X)	Number of Locked in shares		Number of Shares pledged or otherwise encumbered		Number of dematerialised equity shares held in form	
								No of Voting Rights	Class eg: X	Class eg: Y Total			Total as a % of (A+B+C)	No. (a)	As a % of total Shares held (b)	No. (a)		As a % of total Shares held (b)
<b>1 Indian</b>																		
<b>(i) Individuals / Hindu Undivided Family</b>																		
Sanjiv Goenka	AEPFG4689G	3	284222	0	0	284222	0.2145	284222	0	284222	0	0.2145	0	0.0000	0	0.0000	284222	
Preeti Goenka	AEPFG4690B	1	258498	0	0	258498	0.1951	258498	0	258498	0	0.1951	0	0.0000	0	0.0000	258498	
Avarna Goenka	AHFPG0255P	1	25223	0	0	25223	0.0190	25223	0	25223	0	0.0190	0	0.0000	0	0.0000	25223	
Central Government / State Government(s)		0	501	0	0	501	0.0004	501	0	501	0	0.0004	0	0.0000	0	0.0000	501	
<b>(b) Financial Institutions / Banks</b>		0	0	0	0	0	0.0000	0	0	0	0	0.0000	0	0.0000	0	0.0000	0	
<b>(c) Any Other (Specify)</b>		0	0	0	0	0	0.0000	0	0	0	0	0.0000	0	0.0000	0	0.0000	0	
<b>(d) Bodies Corporate</b>		9	65888087	0	0	65888087	49.7194	65888087	0	65888087	0	49.7194	0	0.0000	0	0.0000	65888087	
Rainbow Investments Limited	AAACR3915Q	1	58796632	0	0	58796632	44.3682	58796632	0	58796632	0	44.3682	0	0.0000	0	0.0000	58796632	
Stel Holdings Limited	AADC5332H	1	2493470	0	0	2493470	1.8816	2493470	0	2493470	0	1.8816	0	0.0000	0	0.0000	2493470	
Goodluck Dealcom Private Limited	AADCG8063F	1	1686198	0	0	1686198	1.2724	1686198	0	1686198	0	1.2724	0	0.0000	0	0.0000	1686198	
Saregama India Limited	AAACT9815B	1	1259988	0	0	1259988	0.9508	1259988	0	1259988	0	0.9508	0	0.0000	0	0.0000	1259988	
Integrated Coal Mining Limited	AAACI5584L	1	1075364	0	0	1075364	0.8115	1075364	0	1075364	0	0.8115	0	0.0000	0	0.0000	1075364	
Kolkata Metro Networks Limited	AABCR2354Q	1	285000	0	0	285000	0.2151	285000	0	285000	0	0.2151	0	0.0000	0	0.0000	285000	
Spencer And Co. Ltd.	AAACS4451J	1	250000	0	0	250000	0.1887	250000	0	250000	0	0.1887	0	0.0000	0	0.0000	250000	
Dorlex Merchandise Private Limited	AAACD9470A	1	41335	0	0	41335	0.0312	41335	0	41335	0	0.0312	0	0.0000	0	0.0000	41335	
Zensar Technologies Limited	AAACF0742K	1	100	0	0	100	0.0001	100	0	100	0	0.0001	0	0.0000	0	0.0000	100	
<b>Sub Total (A)[1]</b>		<b>12</b>	<b>66172309</b>	<b>0</b>	<b>0</b>	<b>66172309</b>	<b>49.9339</b>	<b>66172309</b>	<b>0</b>	<b>66172309</b>	<b>0</b>	<b>49.9339</b>	<b>0</b>	<b>0.0000</b>	<b>0</b>	<b>0.0000</b>	<b>66172309</b>	
<b>2 Foreign</b>																		
<b>(a) Individuals (Non-Resident Individuals / Foreign Individuals)</b>		0	0	0	0	0	0.0000	0	0	0	0	0.0000	0	0.0000	0	0.0000	0	
<b>(b) Government</b>		0	0	0	0	0	0.0000	0	0	0	0	0.0000	0	0.0000	0	0.0000	0	
<b>(c) Institutions</b>		0	0	0	0	0	0.0000	0	0	0	0	0.0000	0	0.0000	0	0.0000	0	
<b>(d) Foreign Portfolio Investor</b>		0	0	0	0	0	0.0000	0	0	0	0	0.0000	0	0.0000	0	0.0000	0	



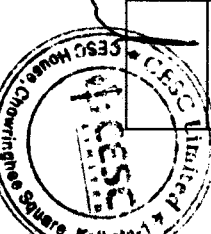


**CESC Limited**

**Table III - Statement showing shareholding pattern of the Public shareholder**

Category & Name of the shareholders	PAN	Nos. of shareholders	No. of fully paid up equity shares held	Partly paid-up equity shares held	No. of shares underlying Depository Receipts	Total nos. shares held (IV)+(V)+(VI)	Shareholding % calculated as per SCRR, 1957 As a % of (A+B+C2)	Number of Voting Rights held in each class of securities			No. of Shares Underlying Outstanding convertible securities (including securities)	Shareholding % assuming full conversion of convertible securities (VII)+(X) As a % of (VII)+(X)	Number of Locked in shares		Number of Shares pledged or otherwise encumbered	As a % of total Shares held (b)	Number of dematerialised equity shares held in form
								No of Voting Rights	Class eg: X	Class eg: Y Total			No. (a)	As a % of total Shares held (b)			
1 Institutions																	
(a) Mutual Fund		64	20040703	0	0	20040703	15.1228	20040703	0	20040703	15.1228	0	0.0000	NA	NA	NA	20034963
Hdfc Trustee Company Limited- Hdfc Equity Fund	AAATH1809A		6047355	0	0	6047355	4.5634	6047355	0	6047355	4.5634	0	0.0000	NA	NA	NA	6047355
Hdfc Trustee Company Limited- Hdfc Top 200 Fund	AAATH809A		4113250	0	0	4113250	3.1039	4113250	0	4113250	3.1039	0	0.0000	NA	NA	NA	4113250
Sbi Magnum Taxgain Scheme	AAAT56407Q		2000000	0	0	2000000	1.5092	2000000	0	2000000	1.5092	0	0.0000	NA	NA	NA	2000000
(b) Venture Capital Funds		0	0	0	0	0	0.0000	0	0	0	0.0000	0	0.0000	NA	NA	NA	0
(c) Alternate Investment Funds		0	0	0	0	0	0.0000	0	0	0	0.0000	0	0.0000	NA	NA	NA	0
(d) Foreign Venture Capital Investors		0	0	0	0	0	0.0000	0	0	0	0.0000	0	0.0000	NA	NA	NA	0
(e) Foreign Portfolio Investor		44	4808424	0	0	4808424	3.6285	4808424	0	4808424	3.6285	0	0.0000	NA	NA	NA	4808424
(f) Financial Institutions / Banks		47	2466439	0	0	2466439	1.8612	2466439	0	2466439	1.8612	0	0.0000	NA	NA	NA	2447991
(g) Insurance Companies		0	0	0	0	0	0.0000	0	0	0	0.0000	0	0.0000	NA	NA	NA	0
(h) Provident Funds/ Pension Funds		0	0	0	0	0	0.0000	0	0	0	0.0000	0	0.0000	NA	NA	NA	0
(i) Any Other (Specify)		117	27821254	0	0	27821254	20.9940	27821254	0	27821254	20.9940	0	0.0000	NA	NA	NA	27796101
Foreign Bank		8	152558	0	0	152558	0.1151	152558	0	152558	0.1151	0	0.0000	NA	NA	NA	136107
Foreign Institutional Investors		109	27668696	0	0	27668696	20.8789	27668696	0	27668696	20.8789	0	0.0000	NA	NA	NA	27659994
National Westminster Bank Plc																	
As Depository Of M And G Global Emerging Markets Fund A Sub Fund Of M And G Investment Funds 7	AAFCM8974K		5993216	0	0	5993216	4.5225	5993216	0	5993216	4.5225	0	0.0000	NA	NA	NA	5993216
Smallcap World Fund, Inc	AABCS3581L		3500000	0	0	3500000	2.6411	3500000	0	3500000	2.6411	0	0.0000	NA	NA	NA	3500000
M&G Asian Fund	AAAAM2707R		2431141	0	0	2431141	1.8345	2431141	0	2431141	1.8345	0	0.0000	NA	NA	NA	2431141
Mfs International New Discovery Fund	AABTM2344J		2137313	0	0	2137313	1.6128	2137313	0	2137313	1.6128	0	0.0000	NA	NA	NA	2137313
Sub Total (B)(1)		272	55136820	0	0	55136820	41.6065	55136820	0	55136820	41.6065	0	0.0000	NA	NA	NA	55087479
Central Government/ State Government(s)/ President of India																	

*(Signature)*



Central Government / State Government(s)	1	300	0	0	300	0.0002	300	0	300	0.0002	0	0.0002	0	0.0000	N/A	N/A	300
Sub Total (B)(2)	1	300	0	0	300	0.0002	300	0	300	0.0002	0	0.0002	0	0.0000	N/A	N/A	300
3 Non-institutions																	
(a) Individuals		0	0	0											N/A	N/A	
i. Individual shareholders holding nominal share capital up to Rs. 2 lakhs.	38390	4463023	0	0	4463023	3.3678	4463023	0	4463023	3.3678	0	3.3678	0	0.0000	N/A	N/A	3428901
ii. Individual shareholders holding nominal share capital in excess of Rs. 2 lakhs.	6	222816	0	0	222816	0.1681	222816	0	222816	0.1681	0	0.1681	0	0.0000	N/A	N/A	222816
(b) NBFCs registered with RBI	0	0	0	0	0	0.0000	0	0	0	0.0000	0	0.0000	0	0.0000	N/A	N/A	0
(c) Employee Trusts	0	0	0	0	0	0.0000	0	0	0	0.0000	0	0.0000	0	0.0000	N/A	N/A	0
Overseas Depositories(holding DRs) (balancing figure)	0	0	0	0	0	0.0000	0	0	0	0.0000	0	0.0000	0	0.0000	N/A	N/A	0
(d) Any Other (Specify)	2617	6524515	0	0	6524515	4.9234	6524515	0	6524515	4.9234	0	4.9234	0	0.0000	N/A	N/A	3043920
(e) Trusts	8	2743	0	0	2743	0.0021	2743	0	2743	0.0021	0	0.0021	0	0.0000	N/A	N/A	2743
Foreign Nationals	1	750	0	0	750	0.0006	750	0	750	0.0006	0	0.0006	0	0.0000	N/A	N/A	750
Hindu Undivided Family	597	123726	0	0	123726	0.0934	123726	0	123726	0.0934	0	0.0934	0	0.0000	N/A	N/A	123726
Foreign Companies	36	274085	0	0	274085	0.2068	274085	0	274085	0.2068	0	0.2068	0	0.0000	N/A	N/A	131875
Non Resident Indians (Non Repat)	166	75342	0	0	75342	0.0569	75342	0	75342	0.0569	0	0.0569	0	0.0000	N/A	N/A	75342
Non Resident Indians (Repatriating Member)	791	769671	0	0	769671	0.5808	769671	0	769671	0.5808	0	0.5808	0	0.0000	N/A	N/A	148272
Bodies Corporate	267	269595	0	0	269595	0.2034	269595	0	269595	0.2034	0	0.2034	0	0.0000	N/A	N/A	269595
Bnk Capital Markets Ltd	751	5008603	0	0	5008603	3.7795	5008603	0	5008603	3.7795	0	3.7795	0	0.0000	N/A	N/A	2291617
Sub Total (B)(3)	41013	11210354	0	0	11210354	8.4594	11210354	0	11210354	8.4594	0	8.4594	0	0.0000	N/A	N/A	6695637
Total Public Shareholding (B)= (B)(1)+(B)(2)+(B)(3)	41286	66347474	0	0	66347474	50.0661	66347474	0	66347474	50.0661	0	50.0661	0	0.0000	N/A	N/A	61783416



*[Handwritten signature]*

**CESC Limited**

**Table IV - Statement showing shareholding pattern of the Non Promoter- Non Public shareholder**

Category & Name of the shareholders	PAN	Nos. of shareholders	No. of fully paid up equity shares held	Partly paid-up equity shares held	No. of shares underlying Depository Receipts	Total nos. shares held	Shareholding % calculated as per SCRR, 1957 As a % of (A+B+C)	Number of Voting Rights held in each class			No. of Shares Underlying Outstanding convertible securities (including securities)	Shareholding % assuming full conversion of convertible securities	Number of Locked in		Number of Shares pledged or otherwise encumbered	As a % of total Shares held (b)	Number of equity shares held in dematerialised form
								No of securities	No of Voting Rights	Total as a % of (A+B+C)			No. (a)	As a % of total Shares held (b)			
1 Custodian/DR Holder		1	37260	0	0	37260	0.0281	37260	0	37260	0.0281	0	0.0000	NA	NA	37260	
2 Employee Benefit Trust (under SEBI (Share based Employee Benefit) Regulations, 2014)		0	0	0	0	0	0.0000	0	0	0	0.0000	0	0.0000	NA	NA	0	
Total Non-Promoter- Non Public Shareholding (C) = (C)(1)+(C)(2)		1	37260	0	0	37260	0.0281	37260	0	37260	0.0281	0	0.0000	NA	NA	37260	

*[Handwritten Signature]*

