

CESC LIMITED

Shareholding Pattern under Regulation 31 of SEBI (Listing Obligations and Disclosure Requirements) Regulations, 2015

1.	Name of Listed Entity: CESC Limited		
2.	Scrip Code/Name of Scrip/Class of Security: BSE : 500084; NSE : CESC		
3.	Share Holding Pattern Filed under: Regulation 31(1)(b) For Quarter ending 30 June, 2017		
4.	Declaration: The Listed entity is required to submit the following declaration to the extent of submission of information:-		
	Particulars	Yes	No
1	Whether the Listed Entity has issued any partly paid up shares?		No
2	Whether the Listed Entity has issued any Convertible Securities or Warrants?		No
3	Whether the Listed Entity has any shares against which depository receipts are issued?	Yes	
4	Whether the Listed Entity has any shares in locked-in?		No
5	Whether any shares held by promoters are pledge or otherwise encumbered?		No




Table I - Summary Statement holding of specified securities

Category	Category of shareholder	Nos of Sharehold Shareholders	No. of fully paid up equity shares held	Partly paid-up equity shares held	No. of shares underlying Depository Receipts	Total nos. shares held	Shareholding as a % of total no. of shares (calculated as per SCRR, 1957)	Number of Voting Rights held in each class of securities		No of Shares Underlying Outstanding convertible securities (including Warrants)	Shareholding, as a % assuming full conversion of convertible securities (as a percentage of diluted share capital)	No. (a) of total Shares held(b)	Number of Shares pledged or otherwise encumbered	Number of equity shares held in dematerialised form
								Class eg: X	Class eg: Y					
(I)	(II)	(III)	(IV)	(V)	(VI)	(VII) = (IV)+(V)+(VI)	(VIII) As a % of (A+B+C)	(IX)	(X)	(XI) = (VII)-(X) As a % of (A+B+C)	(XII)	(XIII)	(XIV)	
(A)	Promoter & Promoter Group	11	66172209	0	0	66172209	49.92%	66172209	0	49.92%	0	0	0	66172209
(B)	Public	39623	66374102	0	0	66374102	50.08%	66374102	0	50.07%	0	0	NA	61920571
(C)	Non Promoter - Non Public													
(C1)	Shares Underlying DRs	1	0	0	10732	10732	NA	0	0	NA	0	0	NA	10732
(C2)	Shares Held By Employee Trust													
	Total	39635	132546311	0	10732	132557043	100%	132546311	0	99.99%	0	0	0	128103512

[Handwritten Signature]




Table II - Statement showing shareholding pattern of the Promoter and Promoter Group

Category & Name of the shareholders	PAN	No. of shareholders	No. of fully paid up shares held	Partly paid-up equity shares held	No. of shares underlying Depositor Receipts	Total nos. (VII)+(V)+ (VI)	Shareholding % calculated as per SCRR, 1957 As a % of (A+B+C2)	Number of Voting Rights held in each class of securities			Total as a % of (A+B+C)	No. of Shares Underlying Outstanding convertible securities (including Warrants)	Shareholding, as a % assuming conversion of convertible securities (as a percentage of diluted share convertible capital)	Number of Locked in Shares		Number of Shares pledged or encumbered		Number of equity shares held in dematerialised form
								No of Voting Rights	Class eg: X	Class eg: Y				(a)	(b)	(a)	(b)	
			(VI)	(V)	(VI)	(VII) = (VI)+(V)+ (VI)	(VIII) As a % of (A+B+C2)			(IX)		(X) = (VII)+(X)	(a)	(b)	(a)	(b)	(XIV)	
1																		
Indian Individuals / Hindu Undivided Family		3	284222	0	0	284222	0.21%	284222	0	0	284222	0.21%	0	0	0	0	0	284222
Sanjiv Goerka	AEPFG4689G	1	258498	0	0	258498	0.20%	258498	0	0	258498	0.20%	0	0	0	0	0	258498
Preriti Goerka	AEPFG4690B	1	25223	0	0	25223	0.02%	25223	0	0	25223	0.02%	0	0	0	0	0	25223
Avarna Goerka	AHFG0255P	1	501	0	0	501	0.00%	501	0	0	501	0.00%	0	0	0	0	0	501
Central Government / State Government(s)		0	0	0	0	0	0.00%	0	0	0	0	0.00%	0	0	0	0	0	0
Financial Institutions / Banks		0	0	0	0	0	0.00%	0	0	0	0	0.00%	0	0	0	0	0	0
Any Other (Specify)		8	65887987	0	0	65887987	49.71%	65887987	0	0	65887987	49.71%	0	0	0	0	0	65887987
Bodies Corporate		8	65887987	0	0	65887987	49.71%	65887987	0	0	65887987	49.71%	0	0	0	0	0	65887987
Rainbow Investments Limited	AAACR3315Q	1	58796632	0	0	58796632	44.36%	58796632	0	0	58796632	44.36%	0	0	0	0	0	58796632
Seal Holdings Limited	AAOC3333Z	1	2493470	0	0	2493470	1.88%	2493470	0	0	2493470	1.88%	0	0	0	0	0	2493470
Goodluck Deacon Private Limited	AAOC38063F	1	1686198	0	0	1686198	1.27%	1686198	0	0	1686198	1.27%	0	0	0	0	0	1686198
Saregana India Limited	AAAC15915B	1	1259988	0	0	1259988	0.95%	1259988	0	0	1259988	0.95%	0	0	0	0	0	1259988
Integrated Coal Mining Limited	AAAC15584L	1	1075364	0	0	1075364	0.81%	1075364	0	0	1075364	0.81%	0	0	0	0	0	1075364
Kolkata Metro Networks Limited	AAACR2354Q	1	285000	0	0	285000	0.22%	285000	0	0	285000	0.22%	0	0	0	0	0	285000
Cator Investments Limited	AAAC39163J	1	250000	0	0	250000	0.19%	250000	0	0	250000	0.19%	0	0	0	0	0	250000
Doler Merchandise Private Limited	AAAC09470A	1	41335	0	0	41335	0.03%	41335	0	0	41335	0.03%	0	0	0	0	0	41335
Sub Total (A11)		11	66172209	0	0	66172209	49.92%	66172209	0	0	66172209	49.92%	0	0	0	0	0	66172209
Foreign																		
Individuals (Non-Resident Individuals / Foreign Individuals)		0	0	0	0	0	0	0	0	0	0	0	0	0	0	0	0	0
Government		0	0	0	0	0	0	0	0	0	0	0	0	0	0	0	0	0
Institutions		0	0	0	0	0	0	0	0	0	0	0	0	0	0	0	0	0
Foreign Portfolio Investor		0	0	0	0	0	0	0	0	0	0	0	0	0	0	0	0	0
Any Other (Specify)		0	0	0	0	0	0	0	0	0	0	0	0	0	0	0	0	0
Sub Total (A12)		0	0	0	0	0	0	0	0	0	0	0	0	0	0	0	0	0
Total Shareholding Of Promoter And Promoter Group (A1+ A11+A12)		11	66172209	0	0	66172209	49.92%	66172209	0	0	66172209	49.92%	0	0	0	0	0	66172209

[Handwritten Signature]




Table III - Statement showing shareholding pattern of the Public shareholder

Category & Name of the shareholders	PAN	Nos. of shares held	No. of fully paid up equity shares held	Party paid-up equity shares held	No. of shares under Depositor Receipts	Total nos. shares held (V)+(V1)+(V2)	% Shareholding as calculated per SCRR, 1957 As a % of (A+B+C2)	Number of Voting Rights held in each class of securities			Total as a % of (A+B+C)	No. of Outstanding convertible securities (including Warrants)	Shareholding, as a % assuming full conversion of convertible securities (as a percentage of diluted share capital)	Number of Locked in Shares		Number of Shares pledged or otherwise encumbered	Number of equity shares held in dematerialized form
								Class eg: Y	Class eg: Z	Total				No. (a)	As a % of total Shares held(b)		
(i)	(ii)	(iii)	(iv)	(v)	(vi)	(vii) = (iv)+(v)+(v1)+(v2)	(viii) As a % of (A+B+C2)	(ix)	(x)	(xi)	(xii)	(xiii)	(xiv)	(xv)	(xvi)	(xvii)	(xviii)
1 Institutions																	
(a) Mutual Fund		81	23041749	0	0	23041749	17.38%	0	23041749	17.38%	0	0	0	0	0	0	23036364
Hdfc Trustee Company Limited-Hdfc Equity Fund	AAAT14809A		6047355	0	0	6047355	4.56%	0	6047355	4.56%	0	0	0	0	0	0	6047355
Hdfc Trustee Company Limited -Hdfc Top 200 Fund	AAAT14809A		2813250	0	0	2813250	2.12%	0	2813250	2.12%	0	0	0	0	0	0	2813250
SO Madgam Targan Scheme	AAAT56407Q		2215000	0	0	2215000	1.67%	0	2215000	1.67%	0	0	0	0	0	0	2215000
Franklin Templeton Mutual Fund A/C Franklin India Prima Fund	AAAT14931H		1378637	0	0	1378637	1.00%	0	1378637	1.00%	0	0	0	0	0	0	1378637
(b) Venture Capital Funds		0	0	0	0	0	0.00%	0	0	0.00%	0	0	0	0	0	0	0
Alternate Investment Funds		7	240085	0	0	240085	0.18%	0	240085	0.18%	0	0	0	0	0	0	240085
(c) Foreign Venture Capital Investors		0	0	0	0	0	0.00%	0	0	0.00%	0	0	0	0	0	0	0
(d) Foreign Portfolio Investor		182	26119552	0	0	26119552	19.71%	0	26119552	19.70%	0	0	0	0	0	0	26111100
National Westminster Bank Plc As Depository Of M And	AAACCM897AK		2121220	0	0	2121220	1.60%	0	2121220	1.60%	0	0	0	0	0	0	2121220
Morgan Stanley (France) S.A.	AAACM6204B		1627704	0	0	1627704	1.23%	0	1627704	1.23%	0	0	0	0	0	0	1627704
M/S International New Discovery Fund	AAATW2344J		1620179	0	0	1620179	1.22%	0	1620179	1.22%	0	0	0	0	0	0	1620179
Rockdale Emerging Markets-Mauritius	AAACR3497J		1531688	0	0	1531688	1.16%	0	1531688	1.16%	0	0	0	0	0	0	1531688
Abu Dhabi Investment Authority - Lqilin	AAACA4380N		1368323	0	0	1368323	1.03%	0	1368323	1.03%	0	0	0	0	0	0	1368323
Financial Institutions / Banks		37	3395798	0	0	3395798	2.56%	0	3395798	2.56%	0	0	0	0	0	0	3386933
Life Insurance Corporation Of India	AAAC10582H		2211282	0	0	2211282	1.67%	0	2211282	1.67%	0	0	0	0	0	0	2211282
Insurance Companies		13	1319573	0	0	1319573	1.00%	0	1319573	1.00%	0	0	0	0	0	0	1319573
(h) Proliferant Funds/ Pension Funds		8	27925	0	0	27925	0.02%	0	27925	0.02%	0	0	0	0	0	0	13475
Foreign Bank		8	27925	0	0	27925	0.02%	0	27925	0.02%	0	0	0	0	0	0	13475
(i) Any Other (Specify)		328	54144682	0	0	54144682	40.85%	0	54144682	40.85%	0	0	0	0	0	0	54106530
Central Government/ State Government(s)/ President of India		2	2352	0	0	2352	0.00%	0	2352	0.00%	0	0	0	0	0	0	200
Central Government / State Government(s)		2	2352	0	0	2352	0.00%	0	2352	0.00%	0	0	0	0	0	0	200
Sub Total (B)(1)		328	54144682	0	0	54144682	40.85%	0	54144682	40.85%	0	0	0	0	0	0	54106530
2 Non-institutions																	
(a) Individuals																	
i. Individual shareholders holding nominal share capital up to Rs. 2 Lakhs.		36605	4583295	0	0	4583295	3.46%	0	4583295	3.46%	0	0	0	0	0	0	3653340
ii. Individual shareholders holding nominal share capital in excess of Rs. 2 Lakhs.		10	314531	0	0	314531	0.24%	0	314531	0.24%	0	0	0	0	0	0	292632
iii. NRFCs registered with RBI		0	0	0	0	0	0.00%	0	0	0.00%	0	0	0	0	0	0	0
iv. Employee Trusts		0	0	0	0	0	0.00%	0	0	0.00%	0	0	0	0	0	0	0
(b) Overseas Depositor/holding Dias (balancing figure)		0	0	0	0	0	0.00%	0	0	0.00%	0	0	0	0	0	0	0
(c) Any Other (Specify)		2678	7329242	0	0	7329242	5.53%	0	7329242	5.53%	0	0	0	0	0	0	3867849
Trusts		22	622957	0	0	622957	0.47%	0	622957	0.47%	0	0	0	0	0	0	622957
Foreign Nationals		2	17629	0	0	17629	0.01%	0	17629	0.01%	0	0	0	0	0	0	17629
Hindu Undivided Family		678	145749	0	0	145749	0.11%	0	145749	0.11%	0	0	0	0	0	0	145564
Foreign Companies		35	325327	0	0	325327	0.25%	0	325327	0.25%	0	0	0	0	0	0	21347
Non Resident Indians (Non Repat)		174	69174	0	0	69174	0.05%	0	65461	0.05%	0	0	0	0	0	0	65461
Non Resident Indians (Repat)		733	602719	0	0	602719	0.45%	0	606432	0.46%	0	0	0	0	0	0	134257
Undivided Shares		1	169609	0	0	169609	0.13%	0	169609	0.13%	0	0	0	0	0	0	169609
Cleaning Member		252	520102	0	0	520102	0.39%	0	520102	0.39%	0	0	0	0	0	0	520102
Bodies Corporate		781	4855976	0	0	4855976	3.66%	0	4855976	3.66%	0	0	0	0	0	0	2149532
Bank/Corporate Markets Ltd		2500000	2500000	0	0	2500000	1.89%	0	2500000	1.89%	0	0	0	0	0	0	7813841
Sub Total (B)(3)		39293	12227068	0	0	12227068	9.22%	0	12227068	9.22%	0	0	0	0	0	0	7813841
Total Public Shareholding (B) = (B)(1)+(B)(2)+(B)(3)		39623	66374102	0	0	66374102	50.08%	0	66374102	50.07%	0	0	0	0	0	0	61920571





Table IV - Statement showing shareholding pattern of the Non Promoter- Non Public shareholder


Category & Name of the shareholders	PAN	Nos. of shares held	No. of fully paid up equity shares held	Partly paid-up equity shares held	No. of shares underlying Depository Receipts	Total nos. shares held (VII) = (IV)+(V)+(VI)	% Shareholding calculated as per SCRR, 1957 As a % of (A+B+C2)	Number of Voting Rights held in each class of securities			Total as a % of (A+B+C)	No. of Shares Underlying Outstanding convertible securities (including Warrants)	Shareholding % assuming full conversion of convertible securities (as a % of (VII)+(X)) As a % of (A+B+C2)	Number of Locked in shares	Number of Shares pledged or otherwise encumbered	Number of equity shares held in dematerialised form
								No of Voting Rights Class eg: V	Class eg: Y	Total						
1 Custodian/DR holder Employee Benefit Trust (under SEBI (Share based Employee Benefit) Regulations, 2014)	(i)	(ii)	(iii)	(iv)	(v)	(vi)	(vii) = (iv)+(v)+(vi) 10732	(viii) As a % of (A+B+C2) NA	0	0	(ix)	0	NA	0	0	10732
2 Total Non-Promoter- Non Public Shareholding (C)= (C1)+(C2)		1	0	0	0	10732	NA	0	0	0	0	0.00%	0	0	0	10732

Annexure to Table II- Details of Shares which remain unclaimed for Promoter & Promoter Group

Details of Shares which remain unclaimed for Promoter & Promoter Group				
Serial No.	Number of shareholders	Outstanding shares held in demat or unclaimed suspense account	voting rights which are frozen	Disclosure of notes on shares which remain unclaimed for public shareholders
NIL				

[Handwritten Signature]



Annexure to Table III- A- Details of the shareholders acting as persons in Concert for Public

Details of the shareholders acting as persons in Concert for Public			
Serial	Name of the PAC	No of Shares	Percentage of shareholding by PAC
ICICI PRUDENTIAL MUTUAL FUND			
1	NATIONAL WESTMINSTER BANK PLC AS DEPOSITARY OF M AND G GLOBAL EME	2121220	1.6
2	SANTANDER PREMIUM FUND PACIFIC BASIN EX JAPAN EQUITIES	13925	0.01
3	M&G ASIAN FUND	656262	0.5
4	FLORIDA RETIREMENT SYSTEM - M&G INVESTMENT MANAGEMENT LIMITED	755515	0.57
5	FLORIDA RETIREMENT SYSTEM - AQR CAPITAL MANAGEMENT, LLC	13905	0.01
6	FIDELITY RUTLAND SQUARE TRUST II-STRATEGIC ADVISERS EMERGING MARK	258110	0.19
7	FIDELITY SALEM STREET TRUST SPARTAN TOTAL INTERNATIONAL INDEX FUN	2216	0
8	VANGUARD TOTAL INTERNATIONAL STOCK INDEX FUND	812735	0.61
9	VANGUARD EMERGING MARKETS STOCK INDEX FUND, A SERIES OF VANGUARD I	859301	0.65
10	VANGUARD EMERGING MARKETS SELECT STOCK FUND	114317	0.09
11	VANGUARD GLOBAL EQUITY FUND, A SERIES OF VANG	0	0
12	VANGUARD FTSE ALL-WORLD EX-US SMALL-CAP INDEXFUND	119291	0.09
13	VANGUARD TOTAL WORLD STOCK INDEX FUND	14168	0.01
14	ICICI PRUDENTIAL BALANCED FUND	0	0
15	ICICI PRUDENTIAL INFRASTRUCTURE FUND	101251	0.08
16	ICICI PRUDENTIAL EQUITY ARBITRAGE FUND	568700	0.43
17	ICICI PRUDENTIAL BUSINESS CYCLE FUND SERIES 1	150643	0.11
18	ICICI PRUDENTIAL INDIA RECOVERY FUND - SERIES 1	142701	0.11
19	ICICI PRUDENTIAL INDIA RECOVERY FUND - SERIES 3	80069	0.06
20	ICICI PRUDENTIAL EQUITY INCOME FUND	70918	0.05
21	ICICI PRUDENTIAL BUSINESS CYCLE FUND SERIES 3	9494	0.01
		6864741	5.18%
HDFC TRUSTEE COMPANY LIMITED			
1	HDFC TRUSTEE COMPANY LIMITED-HDFC EQUITY FUND	6047355	4.56%
2	HDFC TRUSTEE COMPANY LIMITED - HDFC TOP 200 FUND	2813250	2.12%
3	HDFC TRUSTEE COMPANY LIMITED - HDFC PRUDENCE FUND	2215000	1.67%
4	HDFC TRUSTEE COMPANY LIMITED - HDFC INFRASTRUCTURE FUND	554416	0.42%
5	HDFC TRUSTEE COMPANY LTD - HDFC CORE AND SATELLITE FUND	300000	0.23%
		11930021	9.00%

[Handwritten Signature]



Annexure to Table III- B Details of Shares which remain unclaimed for Public along with such details such as number of shareholders, outstanding shares held in unclaimed suspense account, voting rights which are frozen etc.

Details of Shares which remain unclaimed for Public			
Serial No.	Description	Number of shareholders	Outstanding shares held in demat or unclaimed suspense account
1	Unclaimed Shares in Suspense Account	331	169609

[Handwritten Signature]

