



**RP - Sanjiv Goenka  
Group**

Growing Legacies

SEC:AM:29883



17 October, 2016

Manager (Listing)  
National Stock Exchange of India Limited  
Exchange Plaza, 5<sup>th</sup> Floor  
Plot No. C/1, G-Block  
Bandra-Kurla Complex  
Bandra (East)  
Mumbai – 400 051

Dear Sir,

**Shareholding Pattern under Regulation 31 of SEBI  
(listing Obligations and Disclosure Requirements)  
Regulations, 2015**

In terms of Securities and Exchange Board of India (Listing Obligations and Disclosures Requirements) Regulations, 2015, we send herewith the shareholding pattern of the Company for the quarter ended 30 September, 2016 in the prescribed format.

Yours faithfully,

**General Manager (Secretarial & Estates)**

Encl:

CESC Limited


CIN : L31901WB1978PLC031411 □ e-mail : [cesclimited@rp-sg.in](mailto:cesclimited@rp-sg.in)

Regd. Office : CESC House, Chowringhee Square, Kolkata - 700 001, India

Tel : +91 33 2225 6040 Fax : +91 33 2225 3495 Web : [www.cesc.co.in](http://www.cesc.co.in)


**Shareholding Pattern under Regulation 31 of SEBI (Listing Obligations and Disclosure Requirements) Regulations, 2015**

1.	Name of Listed Entity: CESC Limited		
2.	Scrip Code/Name of Scrip/Class of Security: CESC(NSE)		
3.	Share Holding Pattern Filed under Regulation 31(1)(b) Report for Quarter ending 30 September, 2016		
4.	Declaration: The Listed entity is required to submit the following declaration to the extent of submission of information:-		
	Particulars		
1	Whether the Listed Entity has issued any partly paid up shares?		No
2	Whether the Listed Entity has issued any Convertible Securities or Warrants?		No
3	Whether the Listed Entity has any shares against which depository receipts are issued?	Yes	
4	Whether the Listed Entity has any shares in locked-in?		No
5	Whether any shares held by promoters are pledge or otherwise encumbered?		No



**CESC Limited**  
**Table 1 - Summary Statement holding of specified securities**

Category	Category of shareholder	Nos. of sharehold-ers	No. of fully paid up equity shares held	No. of Partly paid-up equity shares held	No. of Depository shares underlying Receipts	Total nos. (V)+(V)+ (VI)	Sharehold- ing as a % of total shares (calculate d as per SCR, 1957)	Number of Voting Rights held in each class of securities			No. of Shares Underlyin- g & Outstanding convertible securities (including Warrants)	Sharehold- ing, as a % assuming full conversion of convertible securities (as a % of (A+B+C))	Number of Locked in Shares		Number of pledged or otherwise encumbered Shares	Number of equity shares held in dematerialised form
								Class egr. X	Class egr. Y	Total			As a % of total Shares held (a)	As a % of total Shares held (b)		
(I)	(II)	(III)	(IV)	(V)	(VI)	(VII) = (V)+(VI)+ (VII)	(VIII) As a % of (A+B+C)	(IX)	(X)	(XI) = (VII)-(X) As a % of (A+B+C)	(XII)	(XIII)	(XIV)	(XV)		
(A)	Promoter & Promoter Group	12	66172309	0	0	66172309	49.93	0	0	49.93	0	0	0	0	66172309	
(B)	Public	36486	66354974	0	0	66354974	50.07	0	0	50.07	0	0	0	0	61857326	
(C)	Non Promoter - Non Public															
(C1)	Shares Underlying DRs	1	0	0	29760	29760	0.00	0	0	0.00	0	0	0	0	29760	
(C2)	Shares Held By Employee Trust	0	0	0	0	0	0.00	0	0	0.00	0	0	0	0	0	
	<b>Total</b>	<b>36499</b>	<b>132527283</b>	<b>0</b>	<b>29760</b>	<b>132557043</b>	<b>100.00</b>	<b>132527283</b>	<b>0</b>	<b>132527283</b>	<b>99.98</b>	<b>0</b>	<b>0</b>	<b>0</b>	<b>128659595</b>	




*[Handwritten signature]*

**CESC Limited**

**Table II - Statement showing shareholding pattern of the Promoter and Promoter Group**


Category & Name of the shareholders	PAN	Nos. of sharehold shares	No. of fully paid up equity shares	Partly paid-up equity shares	No. of shares underlying Depositor Receipts	Total nos. of shares held	Shareholding % calculated as per SCRR, 1957 As a % of (A+B+C)	Number of Voting Rights held in each class of securities			Total as a % of (A+B+C)	No. of Shares Underlying Outstanding convertible securities (including dilutive share)	Shareholding, as a % assuming full conversion of convertible securities (as a percentage of diluted share capital)	Number of Locked In Shares	Number of Shares pledged or otherwise encumbered	Number of equity shares held in demat form
								Class eq. X	Class eq. Y	Total						
(i)	(ii)	(iii)	(iv)	(v)	(vi)	(vii)	(viii)	(ix)	(x)	(xi)	(xii)	(xiii)	(xiv)	(xv)		
<b>1</b>	<b>Indian</b>															
(a) Individuals / Hindu Undivided Family			284222	0	0	284222	0.21	284222	0	284222	0	0.21	0	0	0	284222
Savitri Goenka	AEPFG6489G	1	258498	0	0	258498	0.19	258498	0	258498	0	0.19	0	0	0	258498
Preeti Goenka	AEPFG648908	1	25223	0	0	25223	0.02	25223	0	25223	0	0.02	0	0	0	25223
Aayra Goenka	AHFG0259P	1	501	0	0	501	0.00	501	0	501	0	0.00	0	0	0	501
(b) Central Government / State Government(s)			0	0	0	0	0.00	0	0	0	0	0.00	0	0	0	0
(c) Financial Institutions / Banks			0	0	0	0	0.00	0	0	0	0	0.00	0	0	0	0
(d) Any Other (Specify)			916588087	0	0	916588087	0.69	916588087	0	916588087	0	0.69	0	0	0	916588087
Bodles Corporate	AAACR3915Q	9	58796632	0	0	58796632	44.37	58796632	0	58796632	0	44.37	0	0	0	58796632
Rainbow Investments Limited	AAODC3332H	1	2493470	0	0	2493470	1.88	2493470	0	2493470	0	1.88	0	0	0	2493470
Steel Holdings Limited	AAOC53063F	1	1686198	0	0	1686198	1.27	1686198	0	1686198	0	1.27	0	0	0	1686198
Goodluck Dairam Private Limited	AAACG5884L	1	1259988	0	0	1259988	0.95	1259988	0	1259988	0	0.95	0	0	0	1259988
Saregama Indi Limited	AAACG5884L	1	1075364	0	0	1075364	0.81	1075364	0	1075364	0	0.81	0	0	0	1075364
Integrated Coal Mining Limited	AAABR2354Q	1	285000	0	0	285000	0.22	285000	0	285000	0	0.22	0	0	0	285000
Kolkata Metro Networks Limited	AAAC54451I	1	250000	0	0	250000	0.19	250000	0	250000	0	0.19	0	0	0	250000
Spencer And Company Limited	AAACD9470A	1	41335	0	0	41335	0.03	41335	0	41335	0	0.03	0	0	0	41335
Doxer Merchandise Private Limited	AAACG0742K	1	100	0	0	100	0.00	100	0	100	0	0.00	0	0	0	100
Zensar Technologies Limited	AAACG0742K	12	66172309	0	0	66172309	49.93	66172309	0	66172309	0	49.93	0	0	0	66172309
Sub Total (A)(1)			1266172309	0	0	1266172309	49.93	1266172309	0	1266172309	0	49.93	0	0	0	1266172309
<b>2</b>	<b>Foreign</b>															
(a) Individuals (Non-Resident Individuals / Foreign Individuals)			0	0	0	0	0.00	0	0	0	0	0.00	0	0	0	0
(b) Government			0	0	0	0	0.00	0	0	0	0	0.00	0	0	0	0
(c) Institutions			0	0	0	0	0.00	0	0	0	0	0.00	0	0	0	0
(d) Foreign Portfolio Investor			0	0	0	0	0.00	0	0	0	0	0.00	0	0	0	0
(e) Any Other (Specify)			0	0	0	0	0.00	0	0	0	0	0.00	0	0	0	0
Sub Total (A)(2)			0	0	0	0	0.00	0	0	0	0	0.00	0	0	0	0
Total Shareholding Of Promoter And Promoter Group (A)= (A)(1)+(A)(2)			1266172309	0	0	1266172309	49.93	1266172309	0	1266172309	0	49.93	0	0	0	1266172309



**CESC Limited**

**Table III - Statement showing shareholding pattern of the Public shareholder**

Category & Name of the shareholders	PAN	Nos. of shares held	No. of fully paid up equity shares held	Partly paid-up equity shares held	No. of shares underlying Depository Receipts	(VII) = (IV)+(V)+ (VI) As a % of (A+B+C)	Shareholding calculated as Per SCRR, 1957 as a % of (A+B+C)	Number of Voting Rights held in each class of securities			No. of Shares Underlying Outstanding as a % assuming full conversion of convertible securities (as percentage of diluted share capital)	(XII) = (VII)+(X) As a % of (A+B+C)	Number of locked in Shares	Number of Shares pledged or otherwise encumbered	Number of equity shares held in dematerial form
								Class eg: Y	Class eg: Z	Total					
	(i)	(ii)	(iii)	(iv)	(v)	(vi)	(vii) = (iv)+(v)+ (vi) As a % of (A+B+C)	(viii) As a % of (A+B+C)	(ix) As a % of (A+B+C)	(x) As a % of (A+B+C)	(xi) As a % of (A+B+C)	(xii)	(xiii)	(xiv)	
<b>1 Institutions</b>															
Mutual Fund			64	22811953	0	22811953	17.21	22811953	0	22811953	17.21	0	0	NA	22806562
Hdfc Trustee Company Limited-Hdfc Equity Fund	AAATH1809A		6047355	6047355	0	6047355	4.56	6047355	0	6047355	4.56	0	0	NA	6047355
Hdfc Trustee Company Limited - Hdfc Top 200 Fund	AAATH1809A		4113250	4113250	0	4113250	3.10	4113250	0	4113250	3.10	0	0	NA	4113250
SBI Magnum Taxgain Scheme	AAAT56407C		2000000	2000000	0	2000000	1.51	2000000	0	2000000	1.51	0	0	NA	2000000
Venture Capital Funds			0	0	0	0	0.00	0	0	0	0.00	0	0	NA	0
Alternate Investment Funds			0	0	0	0	0.00	0	0	0	0.00	0	0	NA	0
Foreign Venture Capital Investors			0	0	0	0	0.00	0	0	0	0.00	0	0	NA	0
Foreign Portfolio Investor			166	30712900	0	30712900	23.17	30712900	0	30712900	23.17	0	0	NA	30704198
National Westminster Bank Plc As Depository Of M And G															
Global Emerging Markets Fund A Sub Fund Of M And G															
Investment Funds 7	AACFM8974K		4433414	4433414	0	4433414	3.35	4433414	0	4433414	3.35	0	0	NA	4433414
International New Discovery Fund	AABTM1234J		2392424	2392424	0	2392424	1.81	2392424	0	2392424	1.81	0	0	NA	2392424
Florida Retirement System - M&G Investment Management															
AAAPE0103H			1641920	1641920	0	1641920	1.24	1641920	0	1641920	1.24	0	0	NA	1641920
M&G Asian Fund	AAAAM2707R		1470812	1470812	0	1470812	1.11	1470812	0	1470812	1.11	0	0	NA	1470812
Financial Institutions / Banks			47	2170006	0	2170006	1.64	2170006	0	2170006	1.64	0	0	NA	2151558
Insurance Companies			0	0	0	0	0.00	0	0	0	0.00	0	0	NA	0
Pension Funds/ Pension Funds			0	0	0	0	0.00	0	0	0	0.00	0	0	NA	0
Any Other (Specify)			7	186626	0	186626	0.14	186626	0	186626	0.14	0	0	NA	170175
Foreign Bank			7	186626	0	186626	0.14	186626	0	186626	0.14	0	0	NA	170175
Sub Total (8)(1)			284	55881485	0	55881485	42.17	55881485	0	55881485	42.17	0	0	NA	55832194
<b>2 Central Government/ State Government(s)/ President of India</b>															
Central Government /State Government(s)			2	5428	0	5428	0.00	5428	0	5428	0.00	0	0	NA	3276
Sub Total (8)(2)			2	5428	0	5428	0.00	5428	0	5428	0.00	0	0	NA	3276
<b>3 Non-institutions</b>															
Individuals															
i. Individual shareholders holding nominal share capital up to Rs. 2 Lakhs.			39949	3925233	0	3925233	2.96	3925233	0	3925233	2.96	0	0	NA	2911392
ii. Individual shareholders holding nominal share capital in excess of Rs. 2 Lakhs.			7	240487	0	240487	0.18	240487	0	240487	0.18	0	0	NA	218608
NBFCs registered with RBI			0	0	0	0	0.00	0	0	0	0.00	0	0	NA	0
Employee Trusts			0	0	0	0	0.00	0	0	0	0.00	0	0	NA	0
Overseas Depositholding DRs (balancing figure)			0	0	0	0	0.00	0	0	0	0.00	0	0	NA	0
Any Other (Specify)			2244	6302341	0	6302341	4.75	6302341	0	6302341	4.75	0	0	NA	2892056
Foreign Nationals			7	1957	0	1957	0.00	1957	0	1957	0.00	0	0	NA	1957
Trusts			2	17629	0	17629	0.01	17629	0	17629	0.01	0	0	NA	17629
Foreign Nationals			2	17629	0	17629	0.01	17629	0	17629	0.01	0	0	NA	17629
Hindu Undivided Family			497	101739	0	101739	0.08	101739	0	101739	0.08	0	0	NA	101739
Foreign Companies			34	251339	0	251339	0.19	251339	0	251339	0.19	0	0	NA	131875
Non Resident Indians (Item Report)			162	54841	0	54841	0.04	54841	0	54841	0.04	0	0	NA	54841
Non Resident Indians (Item Report)			719	717218	0	717218	0.54	717218	0	717218	0.54	0	0	NA	137066
Clearing Member			222	290782	0	290782	0.22	290782	0	290782	0.22	0	0	NA	290782
Bodies Corporate			601	4866836	0	4866836	3.67	4866836	0	4866836	3.67	0	0	NA	2156167
Bills of Exchange			36200	2500000	0	2500000	1.89	2500000	0	2500000	1.89	0	0	NA	6072056
Sub Total (8)(3)			36200	10468061	0	10468061	7.99	10468061	0	10468061	7.99	0	0	NA	6072056
Total Public Shareholding (8) = (8)(1)+(8)(2)+(8)(3)			36486	65354974	0	65354974	50.06	65354974	0	65354974	50.06	0	0	NA	6195754



**CESC Limited**

**Table IV - Statement showing shareholding pattern of the Non Promoter- Non Public shareholder**

Category & Name of the shareholders	PAN	Nos. of shares held	No. of fully paid up equity shares held	Partly paid-up equity shares held	No. of shares underlying Depository Receipts	Total nos. shares held	Shareholding % calculated as per SCRR, 1957 As a % of (A+B+C2)	Number of Voting Rights held in each class of securities			Total as a % of (A+B+C)	No. of Outstanding convertible securities	Shareholding, as a % assuming full conversion of securities (as a percentage of diluted share capital) [X] = [VII]+[X]	Number of Locked In Shares		Number of Shares pledged or otherwise encumbered	Number of equity shares held in dematerialised form	
								No. of Voting Rights Class eg: X	Class eg: Y	Total				No. (a)	As a % of total Shares held (b)			No. (a)
(I)	(II)	(III)	(IV)	(V)	(VI)	(VII) =	(VIII) As a % of	(IX)	(X)	(XI) = [VII]+[X]	(XII)	(XIII)	(XIV)					
1 Custodian/DR Holder	NA	1	0	0	29760	29760	0.02	0	0	0	0	0	0	0	0	NA	NA	29760
2 Employee Benefit Trust (under SEBI (Share based Employee Benefit) Regulations, 2014)	NA	0	0	0	0	0	0	0	0	0	0	0	0	0	0	NA	NA	0
Total Non-Promoter- Non Public Shareholding (C)= [C1]+[C12]		1	0	0	0	29760	0.02	0	0	0	0	0	0	0	0	NA	NA	29760



<b>Details of the shareholders acting as persons in Concert including their Shareholding (No. and %):</b>			
<b>Sino</b>	<b>No. of Shareholders</b>	<b>No of Shares held</b>	<b>% of shareholding</b>
	<b>ICICI PRUDENTIAL MUTUAL FUND</b>		
1	NATIONAL WESTMINSTER BANK PLC AS DEPOSITARY O	4433414	3.34
2	M&G ASIAN FUND	1470812	1.11
3	FLORIDA RETIREMENT SYSTEM - AQR CAPITAL MANAG	23864	0.02
4	FLORIDA RETIREMENT SYSTEM - M&G INVESTMENT MA	1641920	1.24
5	FIDELITY RUTLAND SQUARE TRUST II-STRATEGIC AD	600178	0.45
6	VANGUARD EMERGING MARKETS SELECT STOCK FUND	176371	0.13
7	KUWAIT INVESTMENT AUTHORITY FUND 225	290383	0.22
8	ICICI PRUDENTIAL BALANCED FUND	1155949	0.87
9	ICICI PRUDENTIAL BUSINESS CYCLE FUND SERIES 1	214533	0.16
10	ICICI PRUDENTIAL BUSINESS CYCLE FUND SERIES 3	17433	0.01
11	ICICI PRUDENTIAL DYNAMIC PLAN	852507	0.64
12	ICICI PRUDENTIAL EQUITY ARBITRAGE FUND	337700	0.25
13	ICICI PRUDENTIAL EQUITY INCOME FUND	70918	0.05
14	ICICI PRUDENTIAL INDIA RECOVERY FUND - SERIES	173270	0.13
15	ICICI PRUDENTIAL INDIA RECOVERY FUND - SERIES	124651	0.09
16	ICICI PRUDENTIAL INFRASTRUCTURE FUND	1315509	0.99
17	ICICI PRUDENTIAL TOP 100 FUND	40339	0.03
		<b>12939751</b>	<b>9.76</b>
	<b>HDFC TRUSTEE COMPANY LIMITED</b>		
1	HDFC TRUSTEE COMPANY LIMITED - HDFC	6047355	4.56
2	HDFC TRUSTEE COMPANY LIMITED - HDFC	4113250	3.10
3	HDFC TRUSTEE COMPANY LIMITED - HDFC	790000	0.60
4	HDFC TRUSTEE COMPANY LIMITED - HDFC	554416	0.42
5	HDFC TRUSTEE COMPANY LTD - HDFC CORE AND SATE	340000	0.26
		<b>11845021</b>	<b>8.94</b>

*[Handwritten Signature]*

