


CESC LIMITED

Shareholding Pattern under Regulation 31 of SEBI (Listing Obligations and Disclosure Requirements) Regulations, 2015


1.	Name of Listed Entity: CESC Limited		
2.	Scrip Code/Name of Scrip/Class of Security: 500084(BSE) CESC(NSE)		
3.	Share Holding Pattern Filed under: Reg. 31(1)(b) For Quarter ending 30 September, 2017		
4.	Declaration: The Listed entity is required to submit the following declaration to the extent of submission of information:-		
	Particulars	Yes *	No *
1	Whether the Listed Entity has issued any partly paid up shares?		No
2	Whether the Listed Entity has issued any Convertible Securities or Warrants?		No
3	Whether the Listed Entity has any shares against which depository receipts are issued?	Yes	No
4	Whether the Listed Entity has any shares in locked-in?		No
5	Whether any shares held by promoters are pledged or otherwise encumbered?		No



CESC Limited

Table I - Summary Statement holding of specified securities

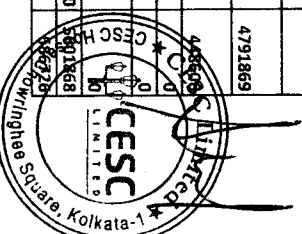
Category	Category of shareholder	Nos. of sharehold ers	No. of fully paid up equity shares held	Partly paid-up equity shares held	No. of shares underlying Depository Receipts	Total nos. shares held (V)+(V)+(VI)	Sharehold ing as a % of total shares (calculate d as per SCRR, 1957) (VIII) As a % of (A+B+C2)	Number of Voting Rights held in each class of securities			No. of Outstanding convertible securities (including Warrants)	Shareholding, as a % assuming full conversion of convertible securities (as a percentage of diluted share capital) (XI) = (VII)+(X) As a % of (A+B+C2)	Number of Locked in shares		Number of Shares pledged or otherwise encumbered		Number of equity shares held in dematerialis ed form
								No of Voting Rights Class eg: X	Class eg: Y	Total			As a % of total Shares held(b)	No. (a)	As a % of total Shares held(b)	No. (a)	
(i)	(ii)	(iii)	(iv)	(v)	(vi)	(vii) = (v)+(v)+(vi)	(viii) As a % of (A+B+C2)	(ix)	(x)	(xi) = (vii)+(x) As a % of (A+B+C2)	(xii)	(xiii)	(xiv)				
(A)	Promoter & Promoter Group	11	66172209	0	0	66172209	49.92	0	0	49.92	0	0	0	0	0	66172209	
(B)	Public	51720	66374102	0	0	66374102	50.08	0	0	50.08	0	0	0	0	0	61933338	
(C)	Non Promoter - Non Public	1	0	0	10732	10732	NA	0	0	0	0	0	0	0	0	10732	
(C1)	Shares Underlying DRs	1	0	0	10732	10732	NA	0	0	0	0	0	0	0	0	10732	
(C2)	Shares Held By Employee Trust	0	0	0	0	0	0	0	0	0	0	0	0	0	0	0	
	Total	51732	132546311	0	10732	132557043	100.00	0	0	132546311	100.00	0	0	0	0	128116279	



CESC Limited

Table III - Statement showing shareholding pattern of the Public shareholder

Category & Name of the shareholders	PAN	Nos. of shares	No. of fully paid up equity shares held	Partly paid-up equity shares held	No. of shares underlying Depositor Receipts	Total nos. of shares held (A+B+C2)	Shareholding % as per SCRR, 1957 As a % of (A+B+C2) As a	Number of Voting Rights held in each class of securities			No. of Shares Underlying Outstanding convertible securities (including Warrants)	Shareholding, as a % assuming full conversion of convertible securities (as a percentage of diluted share capital) (X1)=(VII)+(X)	Number of Locked In shares		Number of Shares pledged or otherwise encumbered		Number of equity shares held in dematerialised form
								Class eg: X	Class eg: Y	Total			(a)	(b)	(a)	(b)	
(i)	(ii)	(iii)	(iv)	(v)	(vi)	(vii) =	(viii) As a	(ix)	(ix)	(ix)	(x)	(xi)=(vii)+(x)	(xii)	(xii)	(xiii)	(xiii)	(xiv)
1	Institutions																
(a) Mutual Fund		94	23964755	0	0	23964755	18.09	23964755	0	23964755	18.08	0	0	0	NA	NA	23964755
Hdfc Trustee Company Limited-Hdfc Equity Fund	AAAT11809A		5847355	0	0	5847355	4.42	5847355	0	5847355	4.42	0	0	0	NA	NA	5847355
Hdfc Trustee Company Limited - Hdfc Top 200 Fund	AAAT11809A		2813250	0	0	2813250	2.13	2813250	0	2813250	2.13	0	0	0	NA	NA	2813250
Hdfc Trustee Company Limited - Hdfc Prudence Fund	AAAT11809A		2215000	0	0	2215000	1.68	2215000	0	2215000	1.68	0	0	0	NA	NA	2215000
Franklin Templeton Mutual Fund A/C Franklin India Prima Fund	AAAT14931H		1396343	0	0	1396343	1.06	1396343	0	1396343	1.06	0	0	0	NA	NA	1396343
Venture Capital Funds		0	0	0	0	0	0.00	0	0	0	0.00	0	0	0	NA	NA	0
(c) Alternate Investment Funds		8	527808	0	0	527808	0.40	527808	0	527808	0.40	0	0	0	NA	NA	527808
(d) Foreign Venture Capital Investors		0	0	0	0	0	0.00	0	0	0	0.00	0	0	0	NA	NA	0
(e) Foreign Portfolio Investor		196	2177784	0	0	2177784	16.44	2177784	0	2177784	16.43	0	0	0	NA	NA	21769332
MFS International New Discovery Fund	AA81M2344J		1620179	0	0	1620179	1.23	1620179	0	1620179	1.23	0	0	0	NA	NA	1620179
Rochdale Emerging Markets-Mauritius	1407688		1407688	0	0	1407688	1.07	1407688	0	1407688	1.07	0	0	0	NA	NA	1407688
Abu Dhabi Investment Authority - Iqinv	AAACR3497J		1368323	0	0	1368323	1.04	1368323	0	1368323	1.04	0	0	0	NA	NA	1368323
Financial Institutions / Banks		36	3556674	0	0	3556674	2.69	3556674	0	3556674	2.69	0	0	0	NA	NA	3547809
(f) Life Insurance Corporation Of India	AAACU0582H		2211282	0	0	2211282	1.67	2211282	0	2211282	1.67	0	0	0	NA	NA	2211282
(g) Insurance Companies		12	1274099	0	0	1274099	0.97	1274099	0	1274099	0.97	0	0	0	NA	NA	1274099
(h) Provident Funds/ Pension Funds		0	0	0	0	0	0.00	0	0	0	0.00	0	0	0	NA	NA	0
(i) Any Other (Specify)		8	27925	0	0	27925	0.03	27925	0	27925	0.03	0	0	0	NA	NA	12475
Foreign Bank		8	27925	0	0	27925	0.03	27925	0	27925	0.03	0	0	0	NA	NA	12475
Sub Total (B)(1)		354	51129045	0.00	0.00	51129045	38.62	51129045	0	51129045	38.60	0	0	0	NA	NA	51090893
Central Government/ State Government(s)/ President of India																	
2 Central Government / State Government(s)		2	2252	0	0	2252	0.00	2252	0	2252	0.00	0	0	0	NA	NA	100
Sub Total (B)(2)		2	2252	0	0	2252	0.00	2252	0	2252	0.00	0	0	0	NA	NA	100
3 Non-Institutions																	
(a) Individuals																	
i. Individual shareholders holding nominal share capital up to Rs. 2 lakhs.		47612	5709232	0	0	5709232	4.30	5709232	0	5709232	4.31	0	0	0	NA	NA	4791869
ii. Individual shareholders holding nominal share capital in excess of Rs. 2 lakhs.		16	470487	0	0	470487	0.36	470487	0	470487	0.36	0	0	0	NA	NA	448608
(b) NBFCs registered with RBI		0	0	0	0	0	0.00	0	0	0	0.00	0	0	0	NA	NA	0
(c) Employee Trusts		0	0	0	0	0	0.00	0	0	0	0.00	0	0	0	NA	NA	0
(d) Overseas Depositor(s)holding DRs (balancing figure)		0	0	0	0	0	0.00	0	0	0	0.00	0	0	0	NA	NA	0
(e) Any Other (Specify)		3736	9063086	0	0	9063086	6.80	9063086	0	9063086	6.81	0	0	0	NA	NA	9011868
Trusts		24	686726	0	0	686726	0.52	686726	0	686726	0.51	0	0	0	NA	NA	686726




CESC Limited

Table IV - Statement showing shareholding pattern of the Non Promoter- Non Public shareholder

Category & Name of the shareholders	PAN	Nos. of sharehold ers	No. of fully paid up equity shares held	Partly paid-up equity shares held	No. of underlying Depositor Receipts held	Total nos. shares held (IV)+(V)+(VI) = (VII)	Shareholdin g % calculated as per SCRR, 1957 As a % of (A+B+C2)	Number of Voting Rights held in each class of securities			No. of Shares convertible securities (including Warrants)	Shareholding, as a % assuming full conversion of convertible securities (as a percentage of diluted share capital) (XI) = (VII)+(X) As a % of (A+B+C2)	Number of Locked in Shares		Number of Shares pledged or otherwise encumbered		Number of equity shares held in demateri alised form
								Class eg: X	Class eg: Y	Total			Total as a % of (A+B+C)	No. (a)	As a % of total Shares held (b)	No. (a)	
1 Custodian/DR Holder (i)		(iii) 1	(iv) 0	(v) 0	(vi) 10732	(vii) = 10732	0.00	0	0	(ix) 0	0.00	0	0	0	0	0	10732
2 Employee Benefit Trust (under SEBI (Share based Employee Benefit) Regulations, 2014)		0	0	0	0	0	0.00	0	0	0	0.00	0	0	0	0	0	0
Total Non-Promoter- Non Public Shareholding (C) = (C1)+(C2)		1	0	0	10732	10732	0.00	0	0	0	0.00	0	0	0	0	0	10732


[Handwritten Signature]



Annexure to Table II - Details of Shares which remain unclaimed for Promoter & Promoter Group

Details of Shares which remain unclaimed for Promoter & Promoter Group				
Serial No.	Number of shareholders	Outstanding shares held in demat or unclaimed suspense account	voting rights which are frozen	Disclosure of notes on shares which remain unclaimed for public shareholders
NIL				


[Handwritten Signature]



Annexure to Table III - A - Details of the shareholders acting as persons in Concert for Public

Details of the shareholders acting as persons in Concert for Public			
Serial No.	Name of the PAC	No of Shares	Percentage of shareholding by PAC
ICICI PRUDENTIAL MUTUAL FUND			
1	SANTANDER PREMIUM FUND PACIFIC BASIN EX JAPAN EQUITIES	13925	0.01
2	FLORIDA RETIREMENT SYSTEM - AQR CAPITAL MANAGEMENT, LLC	6847	0.01
3	FIDELITY SALEM STREET TRUST SPARTAN TOTAL INTERNATIONAL INDEX FUN	2216	0.00
4	VANGUARD TOTAL INTERNATIONAL STOCK INDEX FUND	812735	0.61
5	VANGUARD EMERGING MARKETS STOCK INDEX FUND, A SERIES OF VANGUARD I	1026657	0.77
6	VANGUARD FTSE ALL-WORLD EX-US SMALL-CAP INDEX FUND	137759	0.10
7	VANGUARD TOTAL WORLD STOCK INDEX FUND	14168	0.01
8	ICICI PRUDENTIAL EQUITY ARBITRAGE FUND	523600	0.39
9	ICICI PRUDENTIAL BUSINESS CYCLE FUND SERIES 1	150643	0.11
10	ICICI PRUDENTIAL INDIA RECOVERY FUND - SERIES 1	142701	0.11
11	ICICI PRUDENTIAL INDIA RECOVERY FUND - SERIES 3	80069	0.06
12	ICICI PRUDENTIAL EQUITY INCOME FUND	70918	0.05
13	ICICI PRUDENTIAL BUSINESS CYCLE FUND SERIES 3	9494	0.01
		2991732	5.18%
HDFC TRUSTEE COMPANY LIMITED			
1	HDFC TRUSTEE COMPANY LIMITED-HDFC EQUITY FUND	6047355	4.56
2	HDFC TRUSTEE COMPANY LIMITED - HDFC TOP 200 FUND	2813250	2.12
3	HDFC TRUSTEE COMPANY LIMITED - HDFC PRUDENCE FUND	2215000	1.67
4	HDFC TRUSTEE COMPANY LIMITED - HDFC INFRASTRUCTURE FUND	554416	0.42
5	HDFC TRUSTEE COMPANY LTD - HDFC CORE AND SATELLITE FUND	300000	0.23
		11930021	9.00

[Handwritten Signature]



Annexure to Table III- B Details of Shares which remain unclaimed for Public along with such details such as number of shareholders, outstanding shares held in unclaimed suspense account, voting rights which are frozen etc.

Details of Shares which remain unclaimed for Public			
Serial No.	Description	Number of shareholders	Outstanding shares held in demat or unclaimed suspense account
1	Unclaimed Shares in Suspense Account	329	169569

[Handwritten Signature]

