


CESC LIMITED

Shareholding Pattern under Regulation 31 of SEBI (Listing Obligations and Disclosure Requirements) Regulations, 2015

1.	Name of Listed Entity: CESC Limited																								
2.	Scrip Code/Name of Scrip/Class of Security: BSE : 500084; NSE : CESC																								
3.	Share Holding Pattern Filed under: Regulation 31(1)(b) For Quarter ending 31 March, 2017																								
4.	Declaration : The Listed entity is required to submit the following declaration to the extent of submission of information:-																								
	<table border="1"> <thead> <tr> <th colspan="2">Particulars</th> <th>Yes</th> <th>No</th> </tr> </thead> <tbody> <tr> <td>1</td> <td>Whether the Listed Entity has issued any partly paid up shares?</td> <td></td> <td>No</td> </tr> <tr> <td>2</td> <td>Whether the Listed Entity has issued any Convertible Securities or Warrants?</td> <td></td> <td>No</td> </tr> <tr> <td>3</td> <td>Whether the Listed Entity has any shares against which depository receipts are issued?</td> <td>Yes</td> <td></td> </tr> <tr> <td>4</td> <td>Whether the Listed Entity has any shares in locked-in?</td> <td></td> <td>No</td> </tr> <tr> <td>5</td> <td>Whether any shares held by promoters are pledge or otherwise encumbered?</td> <td></td> <td>No</td> </tr> </tbody> </table>	Particulars		Yes	No	1	Whether the Listed Entity has issued any partly paid up shares?		No	2	Whether the Listed Entity has issued any Convertible Securities or Warrants?		No	3	Whether the Listed Entity has any shares against which depository receipts are issued?	Yes		4	Whether the Listed Entity has any shares in locked-in?		No	5	Whether any shares held by promoters are pledge or otherwise encumbered?		No
Particulars		Yes	No																						
1	Whether the Listed Entity has issued any partly paid up shares?		No																						
2	Whether the Listed Entity has issued any Convertible Securities or Warrants?		No																						
3	Whether the Listed Entity has any shares against which depository receipts are issued?	Yes																							
4	Whether the Listed Entity has any shares in locked-in?		No																						
5	Whether any shares held by promoters are pledge or otherwise encumbered?		No																						



[Handwritten signature]

Table 1 - Summary Statement holding of specified securities

CESC Limited

Category	Category of shareholder	Nos. of sharehold- ers	No. of fully paid up shares held	No. of Partly paid- up equity shares held	No. of underlying Depository Receipts	Total nos. shares held	(VII) = (IV)+(V)+(VI) shares held	(VIII) As a % of (A+B+C2)	Number of Voting Rights held in each class of securities		Total as a % of (A+B+C)	No. of Shares convertible Underlying securities (including Warrants)	Shareholdin g, as a % assuming full conversion of convertible securities as a percentage of diluted share capital	Number of Locked in shares	Number of Shares pledged or otherwise encumbered	Number of equity shares held in dematerialised form
									Class eq: X	Class eq: Y Total						
(i)	(ii)	(iii)	(iv)	(v)	(vi)	(vii) = (iv)+(v)+(vi)	(viii) As a % of (A+B+C2)	(ix)	(x)	(xi) = (vii)+(x) As a % of (A+B+C2)	(xii)	(xiii)	(xiv)			
(A)	Promoter & Promoter Group	11	6617209	0	0	6617209	49.92%	6617209	0	6617209	49.92%	0	0	0	0	6617209
(B)	Public	34598	66374102	0	0	66374102	50.08%	66374102	0	66374102	50.07%	0	0	0	0	61907147
(C)	Non Promoter - Non Public															
(C1)	Shares Underlying DRs	1	0	0	10732	10732	NA		0	0	0	NA	0	0	0	10732
(C2)	Shares Held By Employee Trust	0	0	0	0	0	0%		0	0	0	0	0	0	0	0
	Total	34598	132546311	0	10732	132557043	100%	132546311	0	132546311	99.99%	0	0	0	0	128090088




Table II - Statement showing shareholding pattern of the Promoter and Promoter Group

Category & Name of the shareholders	PAN	Nos. of shares held	No. of fully paid up equity shares held	Partly paid-up equity shares held	No. of shares underlying Depository Receipts	Total nos. shares held	Shareholding % calculated as per SCRR, 1957 As a % of (A+B+C2)	Number of Voting Rights held in each class of securities		Total as a % of (A+B+C)	No. of Shares Underlying Outstanding convertible securities (including Warrants)	Shareholding, as a % assuming full conversion of convertible securities (as a percentage of diluted share capital)	Number of Locked in shares		Number of Shares pledged or otherwise encumbered		Number of equity shares held in dematerialised form
								Class eq. X	Class eq. Y Total				No. (a)	As a % of total shares held (b)	No. (a)	As a % of total shares held (b)	
(a)	(b)	(iii)	(iv)	(v)	(vi)	(vii) = (iv)+(v)+(vi)	(viii) As a % of (A+B+C2)	(ix)	(x)	(xi)	(xii)	(xiii)	(xiv)	(xv)	(xvi)	(xvii)	(xviii)
1																	
Indian Individuals / Hindu Undivided Family		3	284222	0	0	284222	0.21%	284222	0	284222	0.21%	0.21%	0	0	0	0	284222
Savitri Goenka	AEPFG4689G	1	258498	0	0	258498	0.20%	258498	0	258498	0.20%	0.20%	0	0	0	0	258498
Preeti Goenka	AEPFG4690B	1	25223	0	0	25223	0.02%	25223	0	25223	0.02%	0.02%	0	0	0	0	25223
Aarti Goenka	AHFGG0255P	1	501	0	0	501	0.00%	501	0	501	0.00%	0.00%	0	0	0	0	501
Central Government / State Government(s)		0	0	0	0	0	0.00%	0	0	0	0.00%	0.00%	0	0	0	0	0
Financial Institutions / Banks		0	0	0	0	0	0.00%	0	0	0	0.00%	0.00%	0	0	0	0	0
Amr Other (Specify)		8	65887987	0	0	65887987	49.71%	65887987	0	65887987	49.71%	49.71%	0	0	0	0	65887987
Bondes Corporate		8	65887987	0	0	65887987	49.71%	65887987	0	65887987	49.71%	49.71%	0	0	0	0	65887987
Rainbow Investments Limited	AAACR3915Q	1	58796632	0	0	58796632	44.36%	58796632	0	58796632	44.36%	44.36%	0	0	0	0	58796632
Steel Holdings Limited	AADCS332H	1	2493470	0	0	2493470	1.88%	2493470	0	2493470	1.88%	1.88%	0	0	0	0	2493470
Goodluck Dealeam Private Limited	AADCG8063F	1	1686198	0	0	1686198	1.27%	1686198	0	1686198	1.27%	1.27%	0	0	0	0	1686198
Saregama India Limited	AAACI9815B	1	1259988	0	0	1259988	0.95%	1259988	0	1259988	0.95%	0.95%	0	0	0	0	1259988
Integrated Coal Mining Limited	AAACR2354Q	1	1075364	0	0	1075364	0.81%	1075364	0	1075364	0.81%	0.81%	0	0	0	0	1075364
Kolkata Metro Networks Limited	AAACR3544Q	1	285000	0	0	285000	0.22%	285000	0	285000	0.22%	0.22%	0	0	0	0	285000
Caror Investments Limited	AAFCG163I	1	250000	0	0	250000	0.19%	250000	0	250000	0.19%	0.19%	0	0	0	0	250000
Dorex Merchandise Private limited	AAACD9470A	1	41335	0	0	41335	0.03%	41335	0	41335	0.03%	0.03%	0	0	0	0	41335
Sub Total (A)(1)		11	66172209	0	0	66172209	49.92%	66172209	0	66172209	49.92%	49.92%	0	0	0	0	66172209
2																	
Foreign																	
Individuals (Non-Resident Individuals / Foreign Individuals)		0	0	0	0	0	0.00%	0	0	0	0.00%	0.00%	0	0	0	0	0
Government		0	0	0	0	0	0.00%	0	0	0	0.00%	0.00%	0	0	0	0	0
Institutions		0	0	0	0	0	0.00%	0	0	0	0.00%	0.00%	0	0	0	0	0
Foreign Portfolio Investor		0	0	0	0	0	0.00%	0	0	0	0.00%	0.00%	0	0	0	0	0
Amr Other (Specify)		0	0	0	0	0	0.00%	0	0	0	0.00%	0.00%	0	0	0	0	0
Sub Total (A)(2)		0	0	0	0	0	0.00%	0	0	0	0.00%	0.00%	0	0	0	0	0
Total Shareholding Of Promoter And Promoter Group (A)= (A)(1)+(A)(2)		11	66172209	0	0	66172209	49.92%	66172209	0	66172209	49.92%	49.92%	0	0	0	0	66172209





Table III - Statement showing shareholding pattern of the Public shareholder

CESC Limited


Category & Name of the shareholders	PAN	Nos. of shares	No. of fully paid up equity shares held	Partly paid-up equity shares held	No. of shares underlying Depository Receipts	(VII) = Total nos. of shares held	(VIII) As a % of (A+B+C2)	Number of Voting Rights held in each class of securities		Total as a % of (A+B-C)	Shares Underlying Outstanding convertible securities (including percentage)	(X) = (VIII)+(X)	Number of Locked in Shares		Number of Shares pledged or otherwise encumbered		Number of equity shares held in dematerialized form
								Class eg: X	Class eg: Y				Total as a % of (A+B-C)	No. (a)	As a % of total Shares held (b)	No. (a)	
1	(i)	(ii)	(iii)	(iv)	(v)	(vi)	(vii) = (vi) + (vii) + (viii)	(viii) As a % of (A+B+C2)	(ix)	(x)	(xi) = (viii)+(ix)	(xii)	(xiii)	(xiv)	(xv)	(xvi)	(xvii)
(a) Mutual Fund			64	2389492	0	2389492	17.64%	2389492	17.64%	0	2389492	0	0	0	0	0	2389492
Hdfc Trustee Company Limited-Hdfc Equity Fund	AAAT1809A		6047355	6047355	0	6047355	4.56%	6047355	4.56%	0	6047355	0	0	0	0	0	6047355
Hdfc Trustee Company Limited - Hdfc Top 200 Fund	AAAT1809A		4113250	4113250	0	4113250	3.10%	4113250	3.10%	0	4113250	0	0	0	0	0	4113250
SBI Magnum Fargain Scheme	AAAT56407G		1985610	1985610	0	1985610	1.50%	1985610	1.50%	0	1985610	0	0	0	0	0	1985610
Franklin Templeton Mutual Fund A/C Franklin India Prima Fund	AAA1T4931H		1328637	1328637	0	1328637	1.00%	1328637	1.00%	0	1328637	0	0	0	0	0	1328637
(b) Venture Capital Funds			0	0	0	0	0.00%	0	0.00%	0	0	0	0	0	0	0	0
(c) Alternate Investment Funds			0	0	0	0	0.00%	0	0.00%	0	0	0	0	0	0	0	0
(d) Foreign Venture Capital Investors			0	0	0	0	0.00%	0	0.00%	0	0	0	0	0	0	0	0
(e) Foreign Portfolio Investor			175	27949371	0	27949371	21.08%	27949371	21.08%	0	27949371	0	0	0	0	0	27949371
National Westminster Bank Plc As Depository Of M And G	AAATCW8974K		3627939	3627939	0	3627939	2.73%	3627939	2.73%	0	3627939	0	0	0	0	0	3627939
Mfs International New Discovery Fund	AAATW2344I		1620179	1620179	0	1620179	1.22%	1620179	1.22%	0	1620179	0	0	0	0	0	1620179
Bochdale Emerging Markets-Mauritius	AAATCR3697J		1531688	1531688	0	1531688	1.16%	1531688	1.16%	0	1531688	0	0	0	0	0	1531688
Florida Retirement System - M&G Investment Management	AAATF0103H		1338617	1338617	0	1338617	1.01%	1338617	1.01%	0	1338617	0	0	0	0	0	1338617
Abu Dhabi Investment Authority - Ligitiv	AAACA4380N		3367230	3367230	0	3367230	2.54%	3367230	2.54%	0	3367230	0	0	0	0	0	3367230
Financial Institutions / Banks			37	3367230	0	3367230	2.54%	3367230	2.54%	0	3367230	0	0	0	0	0	3367230
Life Insurance Corporation Of India	AAACG0927H		2211282	2211282	0	2211282	1.67%	2211282	1.67%	0	2211282	0	0	0	0	0	2211282
(f) Insurance Companies			0	0	0	0	0.00%	0	0.00%	0	0	0	0	0	0	0	0
(g) Provident Funds / Pension Funds			0	0	0	0	0.00%	0	0.00%	0	0	0	0	0	0	0	0
(h) Any Other (Specify)			8	136400	0	136400	0.09%	136400	0.09%	0	136400	0	0	0	0	0	136400
Foreign Bank			8	136400	0	136400	0.10%	136400	0.10%	0	136400	0	0	0	0	0	136400
Sub Total (B)(1)			284	54827093	0	54827093	41.35%	54827093	41.35%	0	54827093	0	0	0	0	0	54827093
2	Central Government/ State Government(s) / President of India		2	2352	0	2352	0.00%	2352	0.00%	0	2352	0	0	0	0	0	2352
Central Government / State Government(s)			2	2352	0	2352	0.00%	2352	0.00%	0	2352	0	0	0	0	0	2352
Sub Total (B)(2)			2	2352	0	2352	0.00%	2352	0.00%	0	2352	0	0	0	0	0	2352
3	Non-institutions		0	0	0	0	0.00%	0	0.00%	0	0	0	0	0	0	0	0
(a) Individuals			0	0	0	0	0.00%	0	0.00%	0	0	0	0	0	0	0	0
i. Individual shareholders holding nominal share capital up to Rs. 2 lakhs.			32077	3969256	0	3969256	3.00%	3969256	3.00%	0	3969256	0	0	0	0	0	3969256
ii. Individual shareholders holding nominal share capital in excess of Rs. 2 lakhs.			10	327587	0	327587	0.25%	327587	0.25%	0	327587	0	0	0	0	0	327587
(b) NBFC registered with RBI			0	0	0	0	0.00%	0	0.00%	0	0	0	0	0	0	0	0
(c) Employee Trusts			0	0	0	0	0.00%	0	0.00%	0	0	0	0	0	0	0	0
(d) Overseas Depositor(s) holding (balancing figure)			0	0	0	0	0.00%	0	0.00%	0	0	0	0	0	0	0	0
(e) Any Other (Specify)			2213	7247814	0	7247814	5.47%	7247814	5.47%	0	7247814	0	0	0	0	0	7247814
Trusts			11	7240	0	7240	0.01%	7240	0.01%	0	7240	0	0	0	0	0	7240
Foreign Nationals			2	17629	0	17629	0.01%	17629	0.01%	0	17629	0	0	0	0	0	17629
Hindu Undivided Family			492	101722	0	101722	0.08%	101722	0.08%	0	101722	0	0	0	0	0	101722
Foreign Companies			36	316180	0	316180	0.24%	316180	0.24%	0	316180	0	0	0	0	0	316180
Non resident Indians (Non Repat)			142	44434	0	44434	0.03%	44434	0.03%	0	44434	0	0	0	0	0	44434
Non resident Indians (Repatriation)			692	587926	0	587926	0.44%	587926	0.44%	0	587926	0	0	0	0	0	587926
Undivided Shares			1	169777	0	169777	0.13%	169777	0.13%	0	169777	0	0	0	0	0	169777
Clearing Member			245	337872	0	337872	0.25%	337872	0.25%	0	337872	0	0	0	0	0	337872
Bodies Corporate			602	5665134	0	5665134	4.27%	5665134	4.27%	0	5665134	0	0	0	0	0	5665134
Bnk Capital Markets Ltd			0	2500000	0	2500000	1.89%	2500000	1.89%	0	2500000	0	0	0	0	0	2500000
Sub Total (B)(3)			34300	11544657	0	11544657	8.72%	11544657	8.72%	0	11544657	0	0	0	0	0	11544657
Total Public Shareholding (B) = (B)(1)+(B)(2)+(B)(3)			34586	66374102	0	66374102	50.07%	66374102	50.07%	0	66374102	0	0	0	0	0	66374102



Handwritten signature or initials.

Table IV - Statement showing shareholding pattern of the Non Promoter- Non Public shareholder


Category & Name of the shareholders	PAN	Nos. of shares held	No. of fully paid up equity shares held	Partly paid-up equity shares held	No. of shares underlying Depository Receipts	Total nos. shares held (VII) = (IV)+(V)+(VI)	Shareholding % calculated 1957 As a % of (A+B+C2)	Number of Voting Rights held in each class of securities			Total as a % of (A+B+C)	No. of Shares Underlying Outstanding convertible securities (including Warrants)	Shareholding % assuming full conversion of convertible securities (as a % of (VII)+(X))	Number of Locked in Shares		Number of Shares pledged or otherwise encumbered	Number of equity shares held in dematerialised form	
								Class eq: X	Class eq: Y	Total				As a % of total Shares held(b)	No. (a)			As a % of total Shares held(b)
1 Custodian/DR Holder (i)		(ii)	(iii)	(iv)	(v)	(vi)	(vii) = (iv)+(v)+(vi) NA	10732	0	10732	(ix)	0	0.013%	0	0	0	10732	(xiv)
2 Employee Benefit Trust (under SEBI (Share based Employee Benefit) Regulations, 2014)			0	0	0	0	0	0	0	0	0	0	0	0	0	0	0	0
Total (Non-Promoter- Non Public Shareholding (C))= (C1)+(C2)			1	0	0	10732	10732 NA	10732	0	10732	0	0.013%	0	0	0	0	10732	0



[Handwritten Signature]

Annexure to Table II- Details of Shares which remain unclaimed for Promoter & Promoter Group

Details of Shares which remain unclaimed for Promoter & Promoter Group				
Serial No.	Number of shareholders	Outstanding shares held in demat or unclaimed suspense account	voting rights which are frozen	Disclosure of notes on shares which remain unclaimed for public shareholders
NIL				



Annexure to Table III A - Details of the shareholders acting as Persons in Concert for Public			
Details of the shareholders acting as persons in Concert for Public			
ICICI PRUDENTIAL MUTUAL FUND			
Sl. no	Name of Shareholder	No of Shares	Percentage of shareholding by PAC
1	EASTSPRING INVESTMENTS INDIA INFRASTRUCTURE EQUITY OPEN LIMITED	355637	0.27
2	NATIONAL WESTMINSTER BANK PLC AS DEPOSITARY OF M AND G GLOBAL EMERGING MARKETS FUND A SUB FUND OF M AND G INVESTMENT FUNDS 7	3622939	2.73
3	M&G ASIAN FUND	1145411	0.86
4	VANGUARD EMERGING MARKETS SELECT STOCK FUND	174646	0.13
5	FLORIDA RETIREMENT SYSTEM - M&G INVESTMENT MANAGEMENT LIMITED	1333617	1.01
6	FIDELITY RUTLAND SQUARE TRUST II-STRATEGIC ADVISERS EMERGING MARKETS FUND - M&G INVESTMENTS SUB-PORTFOLIO	479010	0.36
7	ICICI PRUDENTIAL BALANCED FUND	1002371	0.76
8	ICICI PRUDENTIAL BUSINESS CYCLE FUND SERIES 1	150643	0.11
9	ICICI PRUDENTIAL BUSINESS CYCLE FUND SERIES 3	9494	0.01
10	ICICI PRUDENTIAL EQUITY ARBITRAGE FUND	568700	0.43
11	ICICI PRUDENTIAL EQUITY INCOME FUND	70918	0.05
12	ICICI PRUDENTIAL INFRASTRUCTURE FUND	575198	0.43
13	ICICI PRUDENTIAL INDIA RECOVERY FUND - SERIES 1	142701	0.11
14	ICICI PRUDENTIAL INDIA RECOVERY FUND - SERIES 3	80069	0.06
			7.33
HDFC TRUSTEE COMPANY LIMITED			
1	HDFC TRUSTEE COMPANY LIMITED-HDFC EQUITY FUND	6047355	4.56%
2	HDFC TRUSTEE COMPANY LIMITED - HDFC TOP 200 FUND	4113250	3.10%
3	HDFC TRUSTEE COMPANY LIMITED - HDFC PRUDENCE FUND	915000	0.69%
4	HDFC TRUSTEE COMPANY LIMITED - HDFC INFRASTRUCTURE FUND	554416	0.42%
5	HDFC TRUSTEE COMPANY LTD - HDFC CORE AND SATELLITE FUND	300000	0.23%
			9.00%



[Handwritten signature]

Annexure to Table III- B Details of Shares which remain unclaimed for Public along with such details such as number of shareholders, outstanding shares held in unclaimed suspense account, voting rights which are frozen etc.

Details of Shares which remain unclaimed for Public

Serial No.	Description	Number of shareholders	Outstanding shares held in demat or unclaimed suspense account
1	Unclaimed Shares in Suspense Account	332	169777

