

CESC LIMITED

Shareholding Pattern under Regulation 31 of SEBI (Listing Obligations and Disclosure Requirements) Regulations, 2015

1.	Name of Listed Entity: CESC Limited		
2.	Scrip Code/Name of Scrip/Class of Security: 500084(BSE) CESC(NSE)		
3.	Share Holding Pattern Filed under: Reg. 31(1)(b) For Quarter ending 31 December, 2017		
4.	Declaration: The Listed entity is required to submit the following declaration to the extent of submission of information:-		
	Particulars	Yes *	No *
1	Whether the Listed Entity has issued any partly paid up shares?		No
2	Whether the Listed Entity has issued any Convertible Securities or Warrants?		No
3	Whether the Listed Entity has any shares against which depository receipts are issued?	Yes	
4	Whether the Listed Entity has any shares in locked-in?		No
5	Whether any shares held by promoters are pledge or otherwise encumbered?		No

[Handwritten Signature]




CESC Limited

Table I - Summary Statement holding of specified securities

Category	Category of shareholder	Nos. of sharehold ers	No. of fully paid up equity shares held	No. of Partly paid-up equity shares held	No. of shares underlying Depository Receipts	Total nos. shares held (IV)+(V)+(VI)	Sharehold ing as a % of total no. of shares (calculate d as per SCRR, 1957) (VIII) As a % of (A+B+C2)	Number of Voting Rights held in each class of securities			No. of Underlying convertible securities (including Warrants)	Shareholding, as a % assuming full conversion of convertible securities (as a percentage of diluted share capital) (XII) = (VII)+(X) As a % of (A+B+C2)	Number of Locked in shares		Number of Shares pledged or otherwise encumbered	Number of equity shares held in dematerialis ed form
								No of Voting Rights	Class eg: X	Class eg: Y			Class eg: Total	As a % of total Shares held(b)		
(I)	(ii)	(iii)	(iv)	(v)	(vi)	(vii) = (iv)+(v)+(vi)	(viii) As a % of (A+B+C2)	(ix)	(x)	(xi) = (vii)+(x) As a % of (A+B+C2)	(xii)	(xiii)	(xiv)			
(A)	Promoter & Promoter Group	11	66172209	0	0	66172209	49.92	0	0	49.92	0	0	0	66172209		
(B)	Public	53119	66376902	0	0	66376902	50.08	0	0	50.08	0	0	0	61347093		
(C)	Non Promoter - Non Public	1	0	0	7932	7932	NA	0	0	0	0	0	0	7932		
(C1)	Shares Underlying DRs	1	0	0	7932	7932	NA	0	0	0	0	0	0	7932		
(C2)	Shares Held By Employee Trust	0	0	0	0	0	0	0	0	0	0	0	0	0		
	Total	53131	132549111	0	7932	132557043	100.00	0	0	100.00	0	0	0	128127234		

[Handwritten Signature]




CESC Limited

Table II - Statement showing shareholding pattern of the Promoter and Promoter Group

Category & Name of the shareholders	PAN	Nos. of shares	No. of fully paid up equity shares held	Partly paid-up equity shares held	No. of shares underlying Depository Receipts	Total nos. shares held (VII) = (IV)+(V)+ (VI)	Shareholding % calculated as per SCRR, 1957 As a % of (A+B+C2)	Number of Voting Rights held in each class of securities			No. of Shares Underlying Outstanding convertible securities (including Warrants)	Shareholding, as a % assuming full conversion of convertible securities (as a percentage of diluted share capital) (XI) = (VII)+(X)	Number of Locked in shares		Number of Shares pledged or otherwise encumbered	Number of equity shares held in dematerialised form
								Class eg: X	Class eg: Y	Total			No. (a)	As a % of total Shares held (b)		
1	Indian															
(a)	Individuals / Hindu Undivided Family		284222	0	0	284222	0.21	284222	0	284222	0	0.21	0	0	0	284222
	Sanjiv Goenka	AEPFG4689G	1 258498	0	0	258498	0.20	258498	0	258498	0	0.20	0	0	0	258498
	Preeti Goenka	AEPFG4690B	1 25223	0	0	25223	0.01	25223	0	25223	0	0.01	0	0	0	25223
	Aarna Goenka	AHPFG0255P	1 501	0	0	501	0.00	501	0	501	0	0.00	0	0	0	501
(b)	Central Government / State Government(s)		0	0	0	0	0	0	0	0	0	0	0	0	0	0
(c)	Financial Institutions / Banks		0	0	0	0	0	0	0	0	0	0	0	0	0	0
(d)	Any Other (Specify)		8 65887987	0	0	65887987	49.71	65887987	0	65887987	0	49.71	0	0	0	65887987
	Bodles Corporate		8 65887987	0	0	65887987	49.71	65887987	0	65887987	0	49.71	0	0	0	65887987
	Rainbow Investments Limited	AAACR3915Q	1 58796632	0	0	58796632	4.36	58796632	0	58796632	0	4.36	0	0	0	58796632
	Steel Holdings Limited	AADCS3332H	1 2493470	0	0	2493470	1.89	2493470	0	2493470	0	1.89	0	0	0	2493470
	Goodluck Deacon Private Limited	AADCG8063F	1 1686198	0	0	1686198	1.28	1686198	0	1686198	0	1.28	0	0	0	1686198
	Saregama India Limited	AAAGT9815B	1 1259988	0	0	1259988	0.96	1259988	0	1259988	0	0.96	0	0	0	1259988
	Integrated Coal Mining Limited	AAACI5584L	1 1075364	0	0	1075364	0.82	1075364	0	1075364	0	0.82	0	0	0	1075364
	Kolkata Metro Networks Limited	AAABCR2354Q	1 285000	0	0	285000	0.22	285000	0	285000	0	0.22	0	0	0	285000
	Castor Investments Limited	AAFC9163J	1 250000	0	0	250000	0.19	250000	0	250000	0	0.19	0	0	0	250000
	Dotex Merchandise Private Limited	AAACD9470A	1 41335	0	0	41335	0.04	41335	0	41335	0	0.04	0	0	0	41335
	Sub Total (A)(1)		11 66172209	0	0	66172209	49.92	66172209	0	66172209	0	49.92	0	0	0	66172209
2	Foreign															
(a)	Individuals (Non-Resident Individuals / Foreign Individuals)		0	0	0	0	0	0	0	0	0	0	0	0	0	0
(b)	Government		0	0	0	0	0	0	0	0	0	0	0	0	0	0
(c)	Institutions		0	0	0	0	0	0	0	0	0	0	0	0	0	0
(d)	Foreign Portfolio Investor		0	0	0	0	0	0	0	0	0	0	0	0	0	0
(e)	Any Other (Specify)		0	0	0	0	0	0	0	0	0	0	0	0	0	0
	Sub Total (A)(2)		0	0	0	0	0	0	0	0	0	0	0	0	0	0
	Total Shareholding Of Promoter And Promoter Group (A)= (A)(1)+(A)(2)		11 66172209	0	0	66172209	49.92	66172209	0	66172209	0	49.92	0	0	0	66172209

Arvind




CEEC Limited

Table III - Statement showing shareholding pattern of the Public shareholder

Category & Name of the shareholders (i)	PAN (ii)	Nos. of sharehold ers (iii)	No. of fully paid up equity shares held (iv)	Partly paid-up equity shares (v)	No. of underlyin g Depositor (vi)	Total nos. of shares held (vii) =	Sharehold ing % calculated as per SCRR, 1957 As a % of (A+B+C2) (viii) As a	Number of Voting Rights held in each class of securities			Total as a % of (A+B+C) (ix)	No. of Shares Underlying convertible securities (including Warrants) (x)	Shareholding, as a % conversion of convertible securities (as a percentage of diluted share capital) (xi) = (vii)+(x)	Number of Locked in shares		Number of Shares pledged or otherwise encumbered (xiii)	Number of equity shares held in demateri alised form (xiv)
								Class eg: X (A+B+C1)	Class eg: Y (A+B+C2)	Total (A+B+C)				No. (a) As a % of total Shares held (b)	No. (a) As a % of total Shares held (b)		
1 Institutions Mutual Fund		40	25881313	0	0	25881313	19.53	25881313	0	25881313	0	19.53	0	0	0	NA	25875928
(i) HDFC Large Cap Fund (Stock Account)	AAATH1809A	1	11930021	0	0	11930021	9.01	11930021	0	11930021	0	9.00	0	0	0	NA	11930021
(ii) Reliance Capital Trustee Co. Ltd A/C Reliance	AAATR0090B	1	2195063	0	0	2195063	1.66	2195063	0	2195063	0	1.66	0	0	0	NA	2195063
(iii) Sbi Magnum Midcap Fund	AAAT56407C	1	1418539	0	0	1418539	1.08	1418539	0	1418539	0	1.08	0	0	0	NA	1418539
(iv) Icici Prudential Equity Arbitrage Fund	AAAAA0038F	1	1339509	0	0	1339509	1.02	1339509	0	1339509	0	1.02	0	0	0	NA	1339509
(b) Venture Capital Funds		0	0	0	0	0	0.00	0	0	0	0	0.00	0	0	0	NA	0
(c) Alternate Investment Funds		7	579111	0	0	579111	0.44	579111	0	579111	0	0.44	0	0	0	NA	579111
(d) Foreign Venture Capital Investors		0	0	0	0	0	0.00	0	0	0	0	0.00	0	0	0	NA	0
(e) Foreign Portfolio Investor		181	19676352	0	0	19676352	14.84	19676352	0	19676352	0	14.84	0	0	0	NA	19679000
(f) Abu Dhabi Investment Authority - Lglinv	AAACAD380N	1	1368323	0	0	1368323	1.04	1368323	0	1368323	0	1.04	0	0	0	NA	1368323
(g) Financial Institutions / Banks		34	3622792	0	0	3622792	2.73	3622792	0	3622792	0	2.73	0	0	0	NA	3613927
(h) Life Insurance Corporation Of India	AAACL0582H	1	2211282	0	0	2211282	1.67	2211282	0	2211282	0	1.67	0	0	0	NA	2211282
(i) Insurance Companies		12	1659617	0	0	1659617	1.25	1659617	0	1659617	0	1.25	0	0	0	NA	1659617
(j) Provident Funds/ Pension Funds		0	0	0	0	0	0.00	0	0	0	0	0.00	0	0	0	NA	0
(k) Any Other (Specify)		8	27925	0	0	27925	0.02	27925	0	27925	0	0.02	0	0	0	NA	12475
(l) Foreign Bank		8	27925	0	0	27925	0.02	27925	0	27925	0	0.02	0	0	0	NA	12475
(m) Sub Total (B)(1)		282	51447110	0.0	0.0	51447110	38.81	51447110	0	51447110	0	38.81	0	0	0	NA	51408958
2 Central Government/ State Government(s)/ President of India																	
Central Government / State Government(s)		2	2252	0	0	2252	0.00	2252	0	2252	0	0.00	0	0	0	NA	100
Sub Total (B)(2)		2	2252	0	0	2252	0.00	2252	0	2252	0	0.00	0	0	0	NA	100
3 Non-Institutions																	
(a) Individuals																	
1. Individual shareholders holding nominal share capital up to Rs. 2 lakhs.		49035	6115900	0	0	6115900	4.61	6115900	0	6115900	0	4.61	0	0	0	NA	5209292
ii. Individual shareholders holding nominal share capital in excess of Rs. 2 lakhs.		17	680800	0	0	680800	0.51	680800	0	680800	0	0.51	0	0	0	NA	658921
(b) NBFCs registered with RBI		0	0	0	0	0	0.00	0	0	0	0	0.00	0	0	0	NA	0
(c) Employee Trusts		0	0	0	0	0	0.00	0	0	0	0	0.00	0	0	0	NA	0
(d) Overseas Depositor(s) (holding DRs) (balancing figure)		0	0	0	0	0	0.00	0	0	0	0	0.00	0	0	0	NA	0
(e) Any Other (Specify)		3783	8130840	0	0	8130840	6.13	8130840	0	8130840	0	6.13	0	0	0	NA	4669822
Trusts		17	697301	0	0	697301	0.53	697301	0	697301	0	0.53	0	0	0	NA	697301
Foreign Nationals		3	18472	0	0	18472	0.01	18472	0	18472	0	0.01	0	0	0	NA	17629
Hindu Undivided Family		1278	331695	0	0	331695	0.25	331695	0	331695	0	0.25	0	0	0	NA	331695
Foreign Companies		33	190959	0	0	190959	0.14	190959	0	190959	0	0.14	0	0	0	NA	78822

Signature



Annexure to Table II- Details of Shares which remain unclaimed for Promoter & Promoter Group

Details of Shares which remain unclaimed for Promoter & Promoter Group				
Serial No.	Number of shareholders	Outstanding shares held in demat or unclaimed suspense account	voting rights which are frozen	Disclosure of notes on shares which remain unclaimed for public shareholders
NIL				

[Handwritten Signature]



**Annexure to Table III- A- Details of the shareholders acting as persons
in Concert for Public**

Details of the shareholders acting as persons in Concert for Public			
Serial No	Name of the PAC	No of Shares	Percentage of shareholding by PAC
ICICI PRUDENTIAL MUTUAL FUND			
1	FLORIDA RETIREMENT SYSTEM - AQR CAPITAL MANAGEMENT, LLC	17362	0.01
2	FIDELITY SALEM STREET TRUST SPARTAN TOTAL INTERNATIONAL	2216	0.00
3	VANGUARD TOTAL INTERNATIONAL STOCK INDEX FUND	872602	0.66
4	VANGUARD TOTAL WORLD STOCK INDEX FUND	20476	0.02
5	VANGUARD EMERGING MARKETS STOCK INDEX FUND, A SERIES OF	1040162	0.78
6	VANGUARD FTSE ALL-WORLD EX-US SMALL-CAP INDEX FUND	142505	0.11
7	ICICI PRUDENTIAL BUSINESS CYCLE FUND SERIES 1	150643	0.11
8	ICICI PRUDENTIAL BUSINESS CYCLE FUND SERIES 3	9494	0.01
9	ICICI PRUDENTIAL EQUITY ARBITRAGE FUND	358050	0.27
10	ICICI PRUDENTIAL EQUITY INCOME FUND	162281	0.12
11	ICICI PRUDENTIAL INDIA RECOVERY FUND - SERIES 1	142701	0.11
12	ICICI PRUDENTIAL INDIA RECOVERY FUND - SERIES 3	80069	0.06
	TOTAL	2998561	2.26
HDFC TRUSTEE COMPANY LIMITED			
1	HDFC TRUSTEE COMPANY LIMITED-HDFC EQUITY FUND	5847355	4.41
2	HDFC TRUSTEE COMPANY LIMITED - HDFC TOP 200 FUND	2813250	2.12
3	HDFC TRUSTEE COMPANY LIMITED - HDFC PRUDENCE FUND	2215000	1.67
4	HDFC TRUSTEE COMPANY LIMITED - HDFC INFRASTRUCTURE FUND	554416	0.42
5	HDFC TRUSTEE COMPANY LTD - HDFC CORE AND SATELLITE FUND	280000	0.21
6	HDFC TRUSTEE COMPANY LTD- HDFC EQUITY SAVING FUND	220000	0.17
	TOTAL	11930021	9.00



Annexure to Table III- B Details of Shares which remain unclaimed for Public along with such details such as number of shareholders, outstanding shares held in unclaimed suspense account, voting rights which are frozen etc.

Details of Shares which remain unclaimed for Public

Serial No.	Description	Number of shareholders	Outstanding shares held in demat or unclaimed suspense account
1	Unclaimed Shares in Suspense Account	329	169569



Handwritten signature