

CESC LIMITED

Shareholding Pattern under Regulation 31 of SEBI (Listing Obligations and Disclosure Requirements) Regulations, 2015

1.	Name of Listed Entity: CESC Limited																		
2.	Scrp Code/Name of Scrip/Class of Security: NSE : CESC																		
3.	Share Holding Pattern Filed under: Regulation 31(1)(b) For Quarter ending 31 December, 2016																		
4.	Declaration: The Listed entity is required to submit the following declaration to the extent of submission of information:-																		
	<table border="1"><thead><tr><th>Particulars</th><th>Yes</th><th>No</th></tr></thead><tbody><tr><td>1 Whether the Listed Entity has issued any partly paid up shares?</td><td></td><td>No</td></tr><tr><td>2 Whether the Listed Entity has issued any Convertible Securities or Warrants?</td><td></td><td>No</td></tr><tr><td>3 Whether the Listed Entity has any shares against which depository receipts are issued?</td><td>Yes</td><td></td></tr><tr><td>4 Whether the Listed Entity has any shares in locked-in?</td><td></td><td>No</td></tr><tr><td>5 Whether any shares held by promoters are pledge or otherwise encumbered?</td><td></td><td>No</td></tr></tbody></table>	Particulars	Yes	No	1 Whether the Listed Entity has issued any partly paid up shares?		No	2 Whether the Listed Entity has issued any Convertible Securities or Warrants?		No	3 Whether the Listed Entity has any shares against which depository receipts are issued?	Yes		4 Whether the Listed Entity has any shares in locked-in?		No	5 Whether any shares held by promoters are pledge or otherwise encumbered?		No
Particulars	Yes	No																	
1 Whether the Listed Entity has issued any partly paid up shares?		No																	
2 Whether the Listed Entity has issued any Convertible Securities or Warrants?		No																	
3 Whether the Listed Entity has any shares against which depository receipts are issued?	Yes																		
4 Whether the Listed Entity has any shares in locked-in?		No																	
5 Whether any shares held by promoters are pledge or otherwise encumbered?		No																	




CESC Limited

Table I - Summary Statement holding of specified securities

Category	Category of shareholder	Nos. of shareholders	No. of fully paid up equity shares held	No. of Partly paid-up equity shares held	No. of shares underlying Depository Receipts	Total nos. shares held (IV)+(V)+(VI)	Shareholding as a % of total no. of shares (calculated as per SCRR, 1957) (A+B+C2)	Number of Voting Rights held in each class of securities		Total as a % of (A+B+C)	No. of Shares Outstanding convertible securities (including Warrants) (X)	Shareholding g, as a % assuming full conversion of convertible securities (as a percentage of diluted share capital) (XI) = (VII)+(X) As a % of (A+B+C2)	Number of Locked in shares		Number of Shares pledged or otherwise encumbered		Number of equity shares held in dematerialised form (XIV)
								Class eg: X	Class eg: Y				Total	(a)	(b)	(a)	
(I)	(II)	(III)	(IV)	(V)	(VI)	(VII) = (IV)+(V)+(VI)	(VIII) As a % of (A+B+C2)	(IX)	(IX)	(X)	(XI) = (VII)+(X) As a % of (A+B+C2)	(XII)	(XII)	(XIII)	(XIII)	(XIV)	
(A)	Promoter & Promoter Group	11	66172209	0	0	66172209	49.93%	0	0	0	49.93%	0	0	0	0	66172209	
(B)	Public	37742	66366602	0	0	66366602	50.07%	0	0	0	50.07%	0	0	0	0	61889721	
(C)	Non Promoter - Non Public	1	0	0	18232	18232	NA	0	0	0	NA	0	0	0	0	18232	
(C1)	Shares Underlying DRs	0	0	0	0	0	0%	0	0	0	0%	0	0	0	0	0	
(C2)	Shares Held By Employee Trust	0	0	0	18232	18232	100%	0	0	0	100.00%	0	0	0	0	128080162	
	Total	37754	132538811	0	18232	132557043	100%	132538811	0	132538811	99.99%	0	0	0	0	0	

[Handwritten Signature]



CESC Limited

Table II - Statement showing shareholding pattern of the Promoter and Promoter Group

1	Category & Name of the shareholders	PAN	Nos. of shares held	No. of fully paid up equity shares held	Partly paid-up equity shares held	No. of shares underlying Depositor Receipts	Total nos. shares held	(VII) = (IV)+(V)+ (VI)	(VIII) As a % of (A+B+C2)	Number of Voting Rights held in each class of securities		Total as a % of (A+B+C)	No. of Shares Underlying Outstanding convertible securities (including Warrants)	Shareholding, as a % assuming full conversion of diluted share capital	Number of Locked in shares		Number of Shares pledged or otherwise encumbered		Number of equity shares held in dematerialised form		
										Class eg: X	Class eg: Y				Total	Total as a % of (A+B+C)	No. (a)	As a % of total Shares held(b)		No. (a)	As a % of total Shares held(b)
	(I)	(II)	(III)	(IV)	(V)	(VI)	(VII)	(VIII)	(IX)	(X)	(XI)	(XII)	(XIII)	(XIV)							
	Indian																				
(a)	Individuals / Hindu Undivided Family		3	284222	0	0	284222	0.21%	284222	0	0	0	0	0.21%	0	0	0	0	284222		
	Sanjiv Goenka	AEPFG4689G	1	258498	0	0	258498	0.20%	258498	0	0	0	0	0.20%	0	0	0	0	258498		
	Preeti Goenka	AEPFG4690B	1	25223	0	0	25223	0.02%	25223	0	0	0	0	0.02%	0	0	0	0	25223		
	Avarna Goenka	AHPFG0255P	1	501	0	0	501	0.00%	501	0	0	0	0	0.00%	0	0	0	0	501		
(b)	Central Government / State Government(s)		0	0	0	0	0	0.00%	0	0	0	0	0	0.00%	0	0	0	0	0		
(c)	Financial Institutions / Banks		0	0	0	0	0	0.00%	0	0	0	0	0	0.00%	0	0	0	0	0		
(d)	Any Other (Specify)		8	65887987	0	0	65887987	49.71%	65887987	0	0	0	0	49.71%	0	0	0	0	65887987		
	Bodles Corporate		8	65887987	0	0	65887987	49.71%	65887987	0	0	0	0	49.71%	0	0	0	0	65887987		
	Rainbow Investments Limited	AAACR3915Q	1	58796632	0	0	58796632	44.36%	58796632	0	0	0	0	44.36%	0	0	0	0	58796632		
	Steel Holdings Limited	AADC3332H	1	2493470	0	0	2493470	1.88%	2493470	0	0	0	0	1.88%	0	0	0	0	2493470		
	Goodluck Dealcom Private Limited	AADCG8063F	1	1686198	0	0	1686198	1.27%	1686198	0	0	0	0	1.27%	0	0	0	0	1686198		
	Saregama India Limited	AAACT9815B	1	1259988	0	0	1259988	0.95%	1259988	0	0	0	0	0.95%	0	0	0	0	1259988		
	Integrated Coal Mining Limited	AAACI5584L	1	1075364	0	0	1075364	0.81%	1075364	0	0	0	0	0.81%	0	0	0	0	1075364		
	Kolkata Metro Networks Limited	AAACR2354Q	1	285000	0	0	285000	0.22%	285000	0	0	0	0	0.22%	0	0	0	0	285000		
	Spencer And Company Limited	AAACS4451J	1	250000	0	0	250000	0.19%	250000	0	0	0	0	0.19%	0	0	0	0	250000		
	Dotex Merchandise Private Limited	AAACD9470A	1	41335	0	0	41335	0.03%	41335	0	0	0	0	0.03%	0	0	0	0	41335		
	Sub Total (a)(1)		11	66172209	0	0	66172209	49.93%	66172209	0	0	0	0	49.93%	0	0	0	0	66172209		
2	Foreign																				
(a)	Individuals (Non-Resident Individuals / Foreign Individuals)		0	0	0	0	0	0	0	0	0	0	0	0	0	0	0	0	0		
(b)	Government		0	0	0	0	0	0	0	0	0	0	0	0	0	0	0	0	0		
(c)	Institutions		0	0	0	0	0	0	0	0	0	0	0	0	0	0	0	0	0		
(d)	Foreign Portfolio Investor		0	0	0	0	0	0	0	0	0	0	0	0	0	0	0	0	0		
(e)	Any Other (Specify)		0	0	0	0	0	0	0	0	0	0	0	0	0	0	0	0	0		
	Sub Total (A)(2)		0	0	0	0	0	0	0	0	0	0	0	0	0	0	0	0	0		
	Total Shareholding Of Promoter And Promoter Group (A)= (A)(1)+(A)(2)		11	66172209	0	0	66172209	49.93%	66172209	0	0	0	0	49.93%	0	0	0	0	66172209		

Sankar





Table III - Statement showing shareholding pattern of the Public shareholder


Category & Name of the shareholders	PAN	Nos. of shareholders	No. of fully paid up equity shares held	Partly paid-up equity shares held	No. of shares underlying Depository Receipts	Total nos. shares held	Shareholding % calculated as per SCRR, 1957 As a % of (A+B+C2)	Number of Voting Rights held in each class of securities			Total as a % of (A+B+C)	No. of Shares Underlying Outstanding convertible securities (including Warrants)	Shareholding, as a % assuming full conversion of convertible securities (as a percentage of diluted share capital)	CSC Holders		Number of Shares held or otherwise numbered	As a % of total Shares held (b)	As a % of total Shares held (b)	Number of equity shares held in dematerialised form
								No of Voting Rights Class eg: X	Class eg: Y	Total				No. (a) held (b)	No. (a) held (b)				
(i)	(ii)	(iii)	(iv)	(v)	(vi)	(vii) = (iv)+(v)+(vi)	(viii) As a % of (A+B+C2)	(ix)	(x)	(xi) = (vii)+(x) As a % of (A+B+C2)	(xii)	(xiii)	(xiv)						
1 Institutions																			
(a) Mutual Fund		55	23058005	0	0	23058005	17.39%	23058005	17.39%	0	0.17.39%	0	0	0	0	0	0	0	23052620
Hdfc Trustee Company Limited-Hdfc Equity Fund	AAATH1809A	6047355	6047355	0	0	6047355	4.56%	6047355	4.56%	0	0.4.56%	0	0	0	0	0	0	0	6047355
Hdfc Trustee Company Limited - Hdfc Top 200 Fund	AAATH1809A	4113250	4113250	0	0	4113250	3.10%	4113250	3.10%	0	0.3.10%	0	0	0	0	0	0	0	4113250
Sbi Magnum Taxgain Scheme	AAATS6407Q	2000000	2000000	0	0	2000000	1.51%	2000000	1.51%	0	0.1.51%	0	0	0	0	0	0	0	2000000
Icici Prudential Balanced Fund	AAAAD0038F	1500000	1500000	0	0	1500000	1.13%	1500000	1.13%	0	0.1.13%	0	0	0	0	0	0	0	1500000
Franklin Templeton Mutual Fund A/C Franklin India	AAAT74931H	1343268	1343268	0	0	1343268	1.01%	1343268	1.01%	0	0.1.01%	0	0	0	0	0	0	0	1343268
(b) Venture Capital Funds		0	0	0	0	0	0	0	0	0	0	0	0	0	0	0	0	0	0
(c) Alternate Investment Funds		0	0	0	0	0	0	0	0	0	0	0	0	0	0	0	0	0	0
(d) Foreign Venture Capital Investors		0	0	0	0	0	0	0	0	0	0	0	0	0	0	0	0	0	0
(e) Foreign Portfolio Investor		162	28845244	0	0	28845244	21.76%	28845244	21.76%	0	0.21.76%	0	0	0	0	0	0	0	28836492
National Westminster Bank Plc As Depository Of M And G	AAFCM8974K	4312705	4312705	0	0	4312705	3.25%	4312705	3.25%	0	0.3.25%	0	0	0	0	0	0	0	4312705
M/s International New Discovery Fund	AAATM2344I	2392424	2392424	0	0	2392424	1.80%	2392424	1.80%	0	0.1.81%	0	0	0	0	0	0	0	2392424
Florida Retirement System - M/G Investment Management	AAAFI0103H	1641920	1641920	0	0	1641920	1.24%	1641920	1.24%	0	0.1.24%	0	0	0	0	0	0	0	1641920
Rochdale Emerging Markets-Mauritius	AAFRC3497J	1526688	1526688	0	0	1526688	1.15%	1526688	1.15%	0	0.1.15%	0	0	0	0	0	0	0	1526688
M/G Asian Fund	AAAAM2707R	1392019	1392019	0	0	1392019	1.05%	1392019	1.05%	0	0.1.05%	0	0	0	0	0	0	0	1392019
Abu Dhabi Investment Authority - Lqilin	AAAAC4380N	1368323	1368323	0	0	1368323	1.03%	1368323	1.03%	0	0.1.03%	0	0	0	0	0	0	0	1368323
(f) Financial Institutions / Banks		42	3504913	0	0	3504913	2.64%	3504913	2.64%	0	0.2.64%	0	0	0	0	0	0	0	3493690
Life Insurance Corporation Of India	AAACI0582H	2211282	2211282	0	0	2211282	1.67%	2211282	1.67%	0	0.1.67%	0	0	0	0	0	0	0	2211282
(g) Insurance Companies		0	0	0	0	0	0	0	0	0	0	0	0	0	0	0	0	0	0
(h) Provident Funds/ Pension Funds		0	0	0	0	0	0	0	0	0	0	0	0	0	0	0	0	0	0
(i) Any Other (Specify)		8	186625	0	0	186625	0.14%	186625	0.14%	0	0.0.14%	0	0	0	0	0	0	0	170175
Foreign Bank		8	186625	0	0	186625	0.14%	186625	0.14%	0	0.0.14%	0	0	0	0	0	0	0	170175
Sub Total (B)(1)		267	55594787	0	0	55594787	41.93%	55594787	41.93%	0	0.41.93%	0	0	0	0	0	0	0	55552977
2 Central Government/ State Government(s)/ President of India																			
Central Government / State Government(s)		2	2352	0	0	2352	0.00%	2352	0.00%	0	0.0.00%	0	0	0	0	0	0	0	200
Sub Total (B)(2)		2	2352	0	0	2352	0.00%	2352	0.00%	0	0.0.00%	0	0	0	0	0	0	0	200
3 Non-Institutions																			
(a) Individuals																			
I. Individual shareholders holding nominal share capital up to Rs. 2 lakhs.		35147	3974609	0	0	3974609	3.00%	3974609	3.00%	0	0.3.00%	0	0	0	0	0	0	0	2967207
II. Individual shareholders holding nominal share capital in excess of Rs. 2 lakhs.		8	279729	0	0	279729	0.22%	279729	0.22%	0	0.0.22%	0	0	0	0	0	0	0	257850
(b) NBFCs registered with RBI		0	0	0	0	0	0	0	0	0	0.0.00%	0	0	0	0	0	0	0	0
(c) Employee Trusts		0	0	0	0	0	0	0	0	0	0.0.00%	0	0	0	0	0	0	0	0
(d) Overseas Depositor(s) (holding Drs) (balancing figure)		0	0	0	0	0	0	0	0	0	0.0.00%	0	0	0	0	0	0	0	0
(e) Any Other (Specify)		2318	6515125	0	0	6515125	4.92%	6515125	4.92%	0	0.4.92%	0	0	0	0	0	0	0	3111487
Trusts		7	1945	0	0	1945	0.00%	1945	0.00%	0	0.0.00%	0	0	0	0	0	0	0	1945



Handwritten signature or initials.

Foreign Nationals	2	17629	0	0	17629	0.01%	17629	0	17629	0.01%	17629	0	0	0	0	0	0	0	0	0	0	17629
Hindu Undivided Family	520	102711	0	0	102711	0.08%	102711	0	102711	0.08%	102711	0	0	0	0	0	0	0	0	0	0	102711
Foreign Companies	35	250355	0	0	250355	0.19%	250355	0	250355	0.19%	250355	0	0	0	0	0	0	0	0	0	0	137375
Non Resident Indians (Non Repat)	164	53282	0	0	53282	0.04%	53282	0	53282	0.04%	53282	0	0	0	0	0	0	0	0	0	0	53282
Non Resident Indians (Repatriated)	754	705910	0	0	705910	0.53%	705910	0	705910	0.53%	705910	0	0	0	0	0	0	0	0	0	0	125808
Clearing Member	248	242623	0	0	242623	0.18%	242623	0	242623	0.18%	242623	0	0	0	0	0	0	0	0	0	0	242623
Bodies Corporate	588	5140670	0	0	5140670	3.88%	5140670	0	5140670	3.88%	5140670	0	0	0	0	0	0	0	0	0	0	2430114
Bank Capital Markets Ltd		2500000	0	0	2500000	1.89%	2500000	0	2500000	1.89%	2500000	0	0	0	0	0	0	0	0	0	0	0
Sub Total (B)(3)	37473	10769463	0	0	10769463	8.14%	10769463	0	10769463	8.14%	10769463	0	0	0	0	0	0	0	0	0	0	6336544
Total Public Shareholding (B) = (B)(1)+(B)(2)+(B)(3)	37742	66366602	0	0	66366602	50.07%	66366602	0	66366602	50.07%	66366602	0	0	0	0	0	0	0	0	0	0	61889721

[Handwritten Signature]



CESC Limited

Table IV - Statement showing shareholding pattern of the Non Promoter- Non Public shareholder

Category & Name of the shareholders	PAN	Nos. of shareholders	No. of fully paid up equity shares held	Partly paid-up equity shares held	No. of shares underlying Depository Receipts	Shareholding % calculated as per SCRR, 1957 As a % of (A+B+C2)	Number of Voting Rights held in each class of securities			No. of Shares Underlying Outstanding convertible securities (including Warrants) [as a % assuming full conversion of convertible securities] as a	Number of Locked in shares		Number of Shares pledged or otherwise encumbered		Number of equity shares held in dematerialised form
							Class eg: X	Class eg: Y	Total		No. (a)	No. (b)	No. (a)	No. (b)	
(i) Custodian/DR Holder		(ii)	(iii)	(iv)	(v)	(vi) As a % of (A+B+C2)	(ix)	(x)	(xi) = (vii)+(x) As a % of (A+B+C2)	(xii)	(xiii)	(xiv)	(xv)	(xvi)	
Employee Benefit Trust (under SEBI (Share based Employee Benefit) Regulations, 2014)			0	0	0	0	0	0	0	0	0	0	0	0	
Total Non-Promoter- Non Public Shareholding (C)= (C1)+(C2)			1	0	0	18232 NA	0	0	0	0	0	0	0	18232	




**Details of the shareholders acting as persons in Concert including their Shareholding
(No. and %):**

S/no	No. of Shareholders	No of Shares held	% of Shareholding
	ICICI PRUDENTIAL MUTUAL FUND		
1	NATIONAL WESTMINSTER BANK PLC AS DEPOSITARY O	4312705	3.25
2	M&G ASIAN FUND	1392019	1.05
3	FLORIDA RETIREMENT SYSTEM - M&G INVESTMENT MA	1641920	1.24
4	FLORIDA RETIREMENT SYSTEM - AQR CAPITAL MANAG	20119	0.02
5	FIDELITY SALEM STREET TRUST SPARTAN TOTAL INT	328	0.00
6	FIDELITY RUTLAND SQUARE TRUST II-STRATEGIC AD	600178	0.45
7	VANGUARD EMERGING MARKETS STOCK INDEX FUND, A	502073	0.38
8	VANGUARD GLOBAL EQUITY FUND, A SERIES OF VANG	192889	0.15
9	VANGUARD TOTAL WORLD STOCK INDEX FUND	9350	0.01
10	VANGUARD FTSE ALL-WORLD EX-US SMALL-CAP INDEX	101140	0.08
11	VANGUARD EMERGING MARKETS SELECT STOCK FUND	192294	0.15
12	VANGUARD TOTAL INTERNATIONAL STOCK INDEX FUND	772157	0.58
13	KUWAIT INVESTMENT AUTHORITY FUND 225	290383	0.22
14	ICICI PRUDENTIAL BALANCED FUND	1500000	1.13
15	ICICI PRUDENTIAL BUSINESS CYCLE FUND SERIES 1	214533	0.16
16	ICICI PRUDENTIAL BUSINESS CYCLE FUND SERIES 3	17433	0.01
17	ICICI PRUDENTIAL DYNAMIC PLAN	730515	0.55
18	ICICI PRUDENTIAL EQUITY ARBITRAGE FUND	337700	0.25
19	ICICI PRUDENTIAL EQUITY INCOME FUND	70918	0.05
20	ICICI PRUDENTIAL INDIA RECOVERY FUND - SERIES	173270	0.13
21	ICICI PRUDENTIAL INDIA RECOVERY FUND - SERIES	124651	0.09
22	ICICI PRUDENTIAL INFRASTRUCTURE FUND	1000000	0.75
		14196575	10.71
	HDFC TRUSTEE COMPANY LIMITED		
1	HDFC TRUSTEE COMPANY LIMITED-HDFC EQUITY FUND	6047355	4.56
2	HDFC TRUSTEE COMPANY LIMITED - HDFC TOP 200 F	4113250	3.10
3	HDFC TRUSTEE COMPANY LIMITED - HDFC PRUDENCE	875000	0.66
4	HDFC TRUSTEE COMPANY LIMITED - HDFC INFRASTRU	554416	0.42
5	HDFC TRUSTEE COMPANY LTD - HDFC CORE AND SATE	340000	0.26
		11930021	9.00

[Handwritten Signature]

