

RP-SG Retail Limited

Table I - Summary Statement holding of specified securities

Category	Category of shareholder	Nos. of shareholders	No. of fully paid up equity shares held	No. of Party paid-up equity shares held	No. of shares underlying Depository Receipts	Total nos. shares held	(VII) As a % of (A+B+C2)	Number of Voting Rights held in each class of securities		Shareholding as a % of total no. of shares (calculated as per SCRR, 1957)	No. of Shares Underlying Outstanding convertible securities (including Warrants)	Shareholding assuming full conversion of convertible securities as a percentage of diluted share capital	Number of Locked In Shares		Number of Shares pledged or otherwise encumbered		Number of equity shares held in dematerialised form
								No. of Voting Rights	Total				No. (a)	held(b)	No. (a)	held(b)	
(A)	(i)	(iii)	(iv)	(v)	(vi)	(vii) = (iv)+(v)+(vi)	(viii) As a % of (A+B+C2)	(ix)	(x)	(xi) = (vii) * (xi) As a % of (A+B+C2)	(xii)	(xiii)	(xiv)	(xv)	(xvi)	(xvii)	(xviii)
(A)	Promoter & Promoter Group	11	39703321	0	0	39703321	49.92%	0	39703321	49.92%	0	49.92%	0	0	0	0	39703321
(B)	Public	34586	39824465	0	0	39824465	50.08%	0	39824465	50.07%	0	50.08%	0	0	0	0	37144285
(C)	Non Promoter - Non Public	0	0	0	0	0	0%	0	0	0%	0	0%	0	0	0	0	0
(CL)	Shares Underlying DRs	1	0	0	6439	6439	NA	0	0	0	0	NA	0	0	0	0	6439
(CZ)	Shares Held By Employee Trust	0	0	0	0	0	0%	0	0	0%	0	0%	0	0	0	0	0
	Total	34598	7952786	0	6439	79534225	100%	0	7952786	99.99%	0	100.00%	0	0	0	0	76854045



RP-SG RETAIL LIMITED
 Authorised Signatory

RP-SG Retail Limited

Table II - Statement showing shareholding pattern of the Promoter and Promoter Group


Category & Name of the shareholders	PAN	(i)	(ii)	(iii)	(iv)	(v)	(vi)	(vii) = (v)+(vi)+(vii)+(viii)+(ix)+(x)+(xi)+(xii)+(xiii)+(xiv)	Number of Voting Rights held in each class of securities		Shareholding as a % assuming full conversion of convertible securities (as a percentage of diluted share capital)	Number of Locked in shares	Number of Shares				
									No. of shares	Class eg: X Y			No. (a)	No. (b)	As a % of total Shares held (b)	As a % of total Shares held (a)	
																	No. of Voting Rights
		No. of fully paid up equity shares held		No. of sharehold		Partly paid-up equity shares held		No. of shares underlying Depository Receipts		Shareholding as calculated as per SCRR, 1957 As a % of (A+B+C)							
1																	
(a)		Indian															
		Individuals / Hindu Undivided Family															
		Sanjiv Goenka	AEFFG4689G	3	170531	0	0	170531	0.21%	0	0	0	0	0	0	0	170531
		Preeti Goenka	AEFFG4690B	1	15133	0	0	15133	0.20%	0	0	0	0	0	0	0	15133
		Avani Goenka	AHFFG0255P	2	300	0	0	300	0.00%	0	0	0	0	0	0	0	300
(b)		Central Government / State Government(s)															
(c)		Financial Institutions / Banks															
(d)		Any Other (Specify)															
		Bodhis Corporate	AAACR9915Q	8	39532790	0	0	39532790	49.71%	0	0	0	0	0	0	0	39532790
		Rainbow Investments Limited	AAACG8063F	1	1496082	0	0	1496082	1.88%	0	0	0	0	0	0	0	1496082
		Stel Holdings Limited	AAACG8063F	1	1011718	0	0	1011718	1.27%	0	0	0	0	0	0	0	1011718
		Saregama India Limited	AAACT9815B	1	755992	0	0	755992	0.95%	0	0	0	0	0	0	0	755992
		Goodluck Dealtom Private Limited	AAACI5584L	1	645218	0	0	645218	0.81%	0	0	0	0	0	0	0	645218
		Integrated Coal Mining Limited	AAACR3354Q	1	171000	0	0	171000	0.22%	0	0	0	0	0	0	0	171000
		Kolkata Metro Networks Limited	AAACR3354Q	1	150000	0	0	150000	0.19%	0	0	0	0	0	0	0	150000
		Coston Investments Limited	AAACF3163I	1	24801	0	0	24801	0.03%	0	0	0	0	0	0	0	24801
		Dotex Merchandise Private Limited	AAACD9470A	1	39703321	0	0	39703321	49.97%	0	0	0	0	0	0	0	39703321
		Sub Total (A)(1)		11	39703321	0	0	39703321	49.97%	0	0	0	0	0	0	0	39703321
2		Foreign															
(a)		Individuals (Non-Resident Individuals / Foreign Individuals)															
(b)		Government															
(c)		Institutions															
(d)		Foreign Portfolio Investor															
(e)		Any Other (Specify)															
		Sub Total (A)(2)															
		Total Shareholding Of Promoter And Promoter Group (A) = (A)(1)+(A)(2)		11	39703321	0	0	39703321	49.97%	0	0	0	0	0	0	0	39703321

Details of Shares which remain unclaimed may be given here along with details such as number of shareholders, outstanding shares held in demat/unclaimed suspense account, voting rights which are frozen etc.

Note: (1) PAN would not be displayed on website of Stock Exchange(s).

(2) The term "Encumbrance" has the same meaning as assigned under regulation 28(B) of SEBI (Substantial Acquisition of Shares and Takeovers) Regulations, 2011.

RP-SG RETAIL LIMITED
Authorised Signatory



RP-SG Retail Limited

Table IV - Statement showing shareholding pattern of the Non Promoter- Non Public shareholder

Category & Name of the shareholders	PAN	Nos. of shareholders	No. of fully paid up equity shares held	Partly paid-up equity shares held	No. of shares underlying Depository Receipts	Shareholding % calculated as per SCRR, 1957 As a % of (A+B+C2)	Number of Voting Rights held in each class of securities			No. of Shares Underlying Outstanding convertible securities (including Warrants) assuming full conversion of convertible securities (as a % of (A+B+C2))	No. of Locked in Shares	Number of Shares pledged or otherwise encumbered		Number of equity shares held in dematerialised form
							No. of Voting Rights	Class eg: X	Class eg: Y			No. (a)	No. (b)	
	(I)	(II)	(III)	(IV)	(V)	(VI)	(VII) = (IV)+(V)+(VI)	(IX)	(X)	(XI) = (VII)+(X) As a % of (A+B+C2)	(XII)	(XIII)	(XIV)	
1 Custodian/DR Holder Employee Benefit Trust (under SEBI (Share based Employee Benefit) Regulations, 2014)			1	0	0	6439	6439 NA	0	6439	0.01%	0	0 NA	6439	
2 Total Non-Promoter- Non Public Shareholding (C)= (C1)+(C)2			0	0	0	0	0	0	0	0	0	0 NA	0	
			1	0	0	6439	6439 NA	0	6439	0.01%	0	0 NA	6439	

Note

- (1) PAN would not be displayed on website of Stock Exchange(s).
- (2) The above format needs to disclose name of all holders holding more than 1% of total number of shares
- (3) W.r.t. the information pertaining to Depository Receipts, the same may be disclosed in the respective columns to the extent information available,



RP-SG RETAIL LIMITED
 Authorised Signatory

RP-SG RETAIL LIMITED

Shareholding Pattern under Regulation 31 of SEBI (Listing Obligations and Disclosure Requirements) Regulations, 2015

1. Name of Listed Entity: RP-SG Retail Limited

2. Scrip Code/Name of Scrip/Class of Security: NA

3. Share Holding Pattern Filed under: Regulation 31(1)(b)

As on 18 May, 2017

4. Declaration: The Listed entity is required to submit the following declaration to the extent of submission of information:-

Particulars	Yes	No
1 Whether the Listed Entity has issued any partly paid up shares?		No
2 Whether the Listed Entity has issued any Convertible Securities or Warrants?		No
3 Whether the Listed Entity has any shares against which depository receipts are issued?		No
4 Whether the Listed Entity has any shares in locked-in?		No
5 Whether any shares held by promoters are pledged or otherwise encumbered?		No

RP-SG RETAIL LIMITED



Authorised Signatory

RP-SG Retail Limited

Table 1 - Summary Statement holding of specified securities

Category	Category of shareholder	Nos. of shareholders	No. of fully paid up equity shares held	No. of Partly paid-up equity shares held	No. of shares underlying Depository Receipts	Total nos. shares held (IV)+(V)+(VI)	(VII) As a % of (A+B+C2)	Number of Voting Rights held in each class of securities		Shareholding, as a % of total no. of shares (calculated as per SCRR, 1957)	No. of Shares Underlying Outstanding convertible securities (including Warrants)	Shareholding, as a % assuming full conversion of convertible securities as a percentage of diluted share capital	Number of Locked in shares		Number of Shares pledged or otherwise encumbered		Number of equity shares held in dematerialised form	
								Class eg: X	Class eg: Y				Total	As a % of total Shares held (b)	No. (a)	As a % of total Shares held (b)		No. (a)
		(III)	(IV)	(V)	(VI)	(VII) = (IV)+(V)+(VI)	(VIII) As a % of (A+B+C2)	(IX)	(X)	(XI) = (VI)+(X) As a % of (A+B+C2)	(XII)	(XIII)	(XIV)	(XV)	(XVI)	(XVII)	(XVIII)	(XIX)
(A)	Promoter & Promoter Group	7	50000	0	0	50000	100.00%	50000	0	100.00%	0	0	0	0	0	0	0	0
(B)	Public	0	0	0	0	0	0.00%	0	0	0.00%	0	0	0	0	0	0	0	0
(C)	Non Promoter - Non Public	0	0	0	0	0	0.00%	0	0	0.00%	0	0	0	0	0	0	0	0
(C1)	Shares Underlying DRs	0	0	0	0	0	NA	0	0	NA	0	0	0	0	0	0	0	0
(C2)	Shares Held By Employee Trust	0	0	0	0	0	0.0%	0	0	0.0%	0	0	0	0	0	0	0	0
	Total	7	50000	0	0	50000	100%	50000	0	100.00%	0	0	0	0	0	0	0	0

RP-SG RETAIL LIMITED

 Authorised Signatory



RP-SG Retail Limited

Table II - Statement showing shareholding pattern of the Promoter and Promoter Group

Category & Name of the shareholders	PAN	(i)	(ii)	(iii)	Nos. of shareholders	No. of fully paid up equity shares held	Partly paid-up equity shares held	No. of shares underlying Depository Receipts	Shareholding % calculated as per SCRR, 1957 As a % of (A+B+C2)	Number of Voting Rights held in each class of securities			No. of Shares Underlying Outstanding convertible securities (including Warrants)	Shareholding, as a % assuming full conversion of convertible securities (as a percentage of diluted share capital)	Number of Locked in shares		Number of Shares pledged or otherwise encumbered		Number of equity shares held in dematerialised form	
										Class eg: X	Class eg: Y	Total			No. (a)	As a % of total Shares held(b)	No. (a)	As a % of total Shares held(b)		
			(iv)	(v)	(vi)	(vii) = (iv)+(v)+(vi)	(viii) As a % of (A+B+C2)	(ix)	(x)	(xi) = (vii)+(x)	(xii)	(xiii)	(xiv)							
1																				
(a)		Indian Individuals / Hindu Undivided Family																		
(b)		Central Government / State Government(s)																		
(c)		Financial Institutions / Banks																		
(d)		Any Other (Specify)																		
		Bodies Corporate																		
		CESC Limited*																		
		Sub Total (A)(1)																		
		Foreign																		
2		Individuals (Non-Resident Individuals / Foreign Individuals)																		
(a)		Government																		
(b)		Institutions																		
(c)		Foreign Portfolio Investor																		
(d)		Any Other (Specify)																		
(e)		Sub Total (A)(2)																		
		Total Shareholding Of Promoter And Promoter Group (A) = (A)(1)+(A)(2)																		

*Shares are jointly held alongwith nominee shareholders

Details of Shares which remain unclaimed may be given hear along with details such as number of shareholders, outstanding shares held in demat/unclaimed suspense account, voting rights which are frozen etc.

Note:

(1) PAN would not be displayed on website of Stock Exchange(s).

(2) The term "Encumbrance" has the same meaning as assigned under regulation 28(3) of SEBI (Substantial Acquisition of Shares and Takeovers) Regulations, 2011.

RP-SG RETAIL LIMITED



Authorised Signatory

Table III - Statement showing shareholding pattern of the Public shareholder

Category & Name of the shareholders	PAN	(i)	(ii)	(iii)	(iv)	(v)	No. of shares underlying Depository Receipts	Shareholding % calculated as per SCRR, 1957 As a % of (A+B+C2)	Number of Voting Rights held in each class of securities			Total as a % of (A+B+C)	(X) = (VII)+(X) As a % of (A+B+C2)	Number of Locked in shares	Number of Shares pledged or otherwise encumbered		Number of equity shares held in dematerialised form							
									No. of sharehold-ers	No. of fully paid up equity shares held	Partly paid-up equity shares held				No. of shares underlying Depository Receipts	Total nos. shares held		(VII) = (V)+(VI) As a % of (A+B+C2)	No of Voting Rights Class eg: X	Class eg: Y	Total	As a % of total Shares held(b)	No. (a)	As a % of total Shares held(b)
1																								
(a)	Institutions																							
	Mutual Fund																							
(b)	Venture Capital Funds																							
(c)	Alternate Investment Funds																							
(d)	Foreign Venture Capital Investors																							
(e)	Foreign Portfolio Investor																							
(f)	Financial Institutions / Banks																							
(g)	Insurance Companies																							
(h)	Provident Funds/ Pension Funds																							
(i)	Any Other (Specify)																							
	Foreign Bank																							
	Sub Total (B)(1)																							
	Central Government/ State Government(s)/ President of India																							
	Central Government / State Government(s)																							
	Sub Total (B)(2)																							
3	Non-institutions																							
(a)	Individuals																							
	i. Individual shareholders holding nominal share capital up to Rs. 2 lakhs.																							
	ii. Individual shareholders holding nominal share capital in excess of Rs. 2 lakhs.																							
(b)	NBFCs registered with RBI																							
(c)	Employee Trusts																							
(d)	Overseas Depositories(holding DRs) (balancing figure)																							
(e)	Any Other (Specify)																							
	Trusts																							
	Foreign Nationals																							
	Hindu Undivided Family																							
	Foreign Companies																							
	Non Resident Indians (Non Repat)																							
	Non Resident Indians (Repatriate)																							
	Unclaimed Shares																							
	Clearing Member																							
	Bodies Corporate																							
	Sub Total (B)(3)																							
	Total Public Shareholding (B)=(B)(1)+(B)(2)+(B)(3)																							

Note:

(1) PAN would not be displayed on website of Stock Exchange(s).

(2) The above format needs to be disclosed along with the name of following persons: Institutions/Non Institutions holding more than 1% of total number of shares.

(3) W.r.t. the information pertaining to Depository Receipts, the same may be disclosed in the respective columns to the extent information available and the balance to be disclosed as held by custodian.



RP-SG RETAIL LIMITED
 Authorised Signatory

RP-SG Retail Limited

Table IV - Statement showing shareholding pattern of the Non Promoter- Non Public shareholder

Category & Name of the shareholders	PAN	Nos. of sharehold ers	No. of fully paid up equity shares held	Partly paid-up equity shares held	No. of shares underlying Depositor Receipts	Shareholding % calculated as per SCRR, 1957 As a % of (A+B+C2)	Number of Voting Rights held in each class of securities			Shareholding % assuming full conversion of convertible securities (including Warrants) as a	Number of Locked In shares		Number of Shares pledged or otherwise encumbered		Number of equity shares held in dematerialised form
							No of Voting Rights Class eg: X	Class eg: Y	Total		Total as a % of (A+B+C)	No. (a)	As a % of total Shares held(b)	No. (a)	
(1) Custodian/DR Holder		(ii)	0	(iv)	0	(vii) = (iv)+(v)+ (vi)	0	0	(ix)	(x) = (vii)+(x)	0	0	0	0	(xiv)
Employee Benefit Trust (under SEBI (Share based Employee Benefit) Regulations, 2014)			0	0	0	(viii) As a % of (A+B+C2)	0	0	0.00%	As a % of (A+B+C2)	0	0	0	0	0
(2) Total Non-Promoter- Non Public Shareholding (C)= [C](1)+C(2)			0	0	0	0 NA	0	0	0.00%	0	0	0	0	0	0

Note

- (1) PAN would not be displayed on website of Stock Exchange(s).
- (2) The above format needs to disclose name of all holders holding more than 1% of total number of shares
- (3) W.r.t. the information pertaining to Depository Receipts, the same may be disclosed in the respective columns to the extent information available.



RP-SG RETAIL LIMITED

CIN : U74999WB2017PLC219355

Registered Office :

CESC House, Chowringhee Square, Kolkata-700001,
E-mail : secretarial@rp-sg.in, Phone No: 033-22040684

Shareholding Pattern of RP-SG Retail Limited (Post Scheme)

Preference Shares

Sl. No.	Name of the Shareholder	No. of shares	% holding
1.	CESC Limited	5,00,000	100
Total		5,00,000	100

For RP-SG Retail Limited




Authorised Signatory

19.07.2017

RP-SG BUSINESS PROCESS SERVICES LIMITED

Shareholding Pattern under Regulation 31 of SEBI (Listing Obligations and Disclosure Requirements) Regulations, 2015 (Post Scheme)																			
1.	Name of Listed Entity: RP-SG Business Process Services Limited																		
2.	Scrp Code/Name of Scrip/Class of Security: NA																		
3.	Share Holding Pattern Filed under: Regulation 31(1)(b) Based on the shareholding pattern of CESC Limited as on 31.03.2017																		
4.	Declaration: The Listed entity is required to submit the following declaration to the extent of submission of information:-																		
	<table border="1"><thead><tr><th>Particulars</th><th>Yes</th><th>No</th></tr></thead><tbody><tr><td>1. Whether the Listed Entity has issued any partly paid up shares?</td><td></td><td>No</td></tr><tr><td>2. Whether the Listed Entity has issued any Convertible Securities or Warrants?</td><td></td><td>No</td></tr><tr><td>3. Whether the Listed Entity has any shares against which depository receipts are issued?</td><td></td><td>No</td></tr><tr><td>4. Whether the Listed Entity has any shares in locked-in?</td><td></td><td>No</td></tr><tr><td>5. Whether any shares held by promoters are pledge or otherwise encumbered?</td><td></td><td>No</td></tr></tbody></table>	Particulars	Yes	No	1. Whether the Listed Entity has issued any partly paid up shares?		No	2. Whether the Listed Entity has issued any Convertible Securities or Warrants?		No	3. Whether the Listed Entity has any shares against which depository receipts are issued?		No	4. Whether the Listed Entity has any shares in locked-in?		No	5. Whether any shares held by promoters are pledge or otherwise encumbered?		No
Particulars	Yes	No																	
1. Whether the Listed Entity has issued any partly paid up shares?		No																	
2. Whether the Listed Entity has issued any Convertible Securities or Warrants?		No																	
3. Whether the Listed Entity has any shares against which depository receipts are issued?		No																	
4. Whether the Listed Entity has any shares in locked-in?		No																	
5. Whether any shares held by promoters are pledge or otherwise encumbered?		No																	



RP-SG BUSINESS PROCESS SERVICES LIMITED

Authorised Signatory

RP-SG Business Process Services Limited

Table I - Summary Statement holding of specified securities

Category	(i) Category of shareholder	(ii) Nos. of shareholders	(iii) No. of fully paid up equity shares held	(iv) No. of Partly paid-up equity shares held	(v) No. of shares underlying Depository Receipts	(vi) Total nos. shares held (IV)+(V)+(VI)	(vii) Shareholding as a % of total no. of shares (calculated as per SCRR, 1957)	(viii) Number of Voting Rights held in each class of securities		(ix) No. of Shares Outstanding convertible securities (including Warrants)	(x) Shareholding as a % assuming full conversion of convertible securities (as a percentage of diluted share capital)	(xi) Number of Locked in shares		(xii) Number of Shares pledged or otherwise encumbered		(xiii) Number of equity shares held in dematerialised form
								(a) Class eg: X	(b) Class eg: Y			(a) No. (a)	(b) % of total Shares held(b)	(a) No. (a)	(b) % of total Shares held(b)	
(A)	Promoter & Promoter Group	11	13234438	0	0	13234438	49.92%	0	13234438	0	49.92%	0	0	0	0	13234438
(B)	Public	34586	13274824	0	0	13274824	50.07%	0	13274824	0	50.08%	0	0	0	0	13274824
(C)	Non Promoter - Non Public	1	0	0	2146	2146	NA	0	0	0	NA	0	0	0	0	2146
(C1)	Shares Underlying DRs	0	0	0	0	0	0%	0	0	0	0	0	0	0	0	0
(C2)	Shares Held by Employee Trust	34598	26509262	0	2146	26511408	100%	0	26509262	0	100.00%	0	0	0	0	25618009
	Total															

RP-SG BUSINESS PROCESS SERVICES LIMITED
 Authorised Signatory



RP-SG Business Process Services Limited

Table II - Statement showing Shareholding pattern of the Promoter and Promoter Group

1	Category & Name of the shareholders	PAN	(i)	(ii)	(iii)	(iv)	(v)	(vi)	(vii) = (iv)+(v)+(vi)	(viii) As a % of (A+B+C2)	Number of Voting Rights held in each class of securities			(ix)	(x) = (vii)/(ix)	(xi) As a % of (A+B+C2)	Number of Shares		(xiv)	
											No. of fully paid up equity shares held	Partly paid-up equity shares held	No. of underlying Depository Receipts				Shareholding % calculated as per SCRR, 1957 As a % of (A+B+C2)	No. of Voting Rights Class eg: X, Y		Total
	(i)																			
	Indian																			
(a)	Individuals / Hindu Undivided Family																			
	Sanjiv Goenka		3	56843	0	0	0	0	56843	0.21%	0	0	0	0	0	0	0	0	0	56843
	AEPFG4689G		1	51699	0	0	0	0	51699	0.20%	0	0	0	0	0	0	0	0	0	51699
	AEPFG4690B		1	5044	0	0	0	0	5044	0.02%	0	0	0	0	0	0	0	0	0	5044
	Preeti Goenka		1	100	0	0	0	0	100	0.00%	0	0	0	0	0	0	0	0	0	100
	AHPFG0255P		0	0	0	0	0	0	0	0.00%	0	0	0	0	0	0	0	0	0	0
(b)	Central Government / State Government(s)																			
(c)	Financial Institutions / Banks																			
(d)	Any Other (Specify)		8	1317595	0	0	0	0	1317595	49.71%	0	0	0	0	0	0	0	0	0	1317595
	Bodies Corporate		8	1317595	0	0	0	0	1317595	49.71%	0	0	0	0	0	0	0	0	0	1317595
	Rainbow Investments Limited		1	11759326	0	0	0	0	11759326	44.36%	0	0	0	0	0	0	0	0	0	11759326
	AAACR3915Q		1	498694	0	0	0	0	498694	1.88%	0	0	0	0	0	0	0	0	0	498694
	Steel Holdings Limited		1	337239	0	0	0	0	337239	1.27%	0	0	0	0	0	0	0	0	0	337239
	AADCG8063F		1	251997	0	0	0	0	251997	0.95%	0	0	0	0	0	0	0	0	0	251997
	Goodluck Dealcom Private Limited		1	251997	0	0	0	0	251997	0.95%	0	0	0	0	0	0	0	0	0	251997
	Saregama India Limited		1	215072	0	0	0	0	215072	0.81%	0	0	0	0	0	0	0	0	0	215072
	AAACT9815B		1	215072	0	0	0	0	215072	0.81%	0	0	0	0	0	0	0	0	0	215072
	Integrated Coal Mining Limited		1	57000	0	0	0	0	57000	0.22%	0	0	0	0	0	0	0	0	0	57000
	Kolkaia Metro Networks Limited		1	57000	0	0	0	0	57000	0.22%	0	0	0	0	0	0	0	0	0	57000
	AAACR2354Q		1	50000	0	0	0	0	50000	0.19%	0	0	0	0	0	0	0	0	0	50000
	Castor Investments Limited		1	8267	0	0	0	0	8267	0.03%	0	0	0	0	0	0	0	0	0	8267
	AAFFC9163J		1	8267	0	0	0	0	8267	0.03%	0	0	0	0	0	0	0	0	0	8267
	Dotex Merchandise Private Limited		1	13234438	0	0	0	0	13234438	49.92%	0	0	0	0	0	0	0	0	0	13234438
	AAACD9470A		1	13234438	0	0	0	0	13234438	49.92%	0	0	0	0	0	0	0	0	0	13234438
2	Foreign		11	13234438	0	0	0	0	13234438	49.92%	0	0	0	0	0	0	0	0	0	13234438
(a)	Individuals (Non-Resident Individuals / Foreign Individuals)																			
(b)	Government		0	0	0	0	0	0	0	0.00%	0	0	0	0	0	0	0	0	0	0
(c)	Institutions		0	0	0	0	0	0	0	0.00%	0	0	0	0	0	0	0	0	0	0
(d)	Foreign Portfolio Investor		0	0	0	0	0	0	0	0.00%	0	0	0	0	0	0	0	0	0	0
(e)	Any Other (Specify)		0	0	0	0	0	0	0	0.00%	0	0	0	0	0	0	0	0	0	0
(f)	Sub Total (A)(2)		0	0	0	0	0	0	0	0.00%	0	0	0	0	0	0	0	0	0	0
	Total Shareholding Of Promoter And Promoter Group (A)(1)+(A)(2)		11	13234438	0	0	0	0	13234438	49.92%	0	0	0	0	0	0	0	0	0	13234438

Note:

(1) PAN would not be displayed on website of Stock Exchange(s).

(2) The term "Encumbrance" has the same meaning as assigned under regulation 28(3) of SEBI (Substantial Acquisition of Shares and Takeovers) Regulations, 2011.

RP-SG BUSINESS PROCESS SERVICES LIMITED




Authorised Signatory

RP-SG Business Process Services Limited

Table III - Statement showing shareholding pattern of the Public shareholder

Category & Name of the shareholders	PAN	Nos. of shareholders	No. of fully paid up equity shares held	Partly paid-up equity shares held	No. of shares underlying Depository Receipts	Shareholding % calculated as per SCRR, 1957 As a % of (A+B+C2)	Number of Voting Rights securities			Total as a % of (A+B+C)	Shares Underlying Outstanding convertible securities (including percentage)	Number of Locked in shares		Number of Shares pledged or otherwise encumbered		Number of equity shares held in dematerialised form
							Class eg: X	Class eg: Y	Class eg: Z			No. (a)	As a % of total Shares held(b)	No. (a)	As a % of total Shares held(b)	
(i)	(ii)	(iii)	(iv)	(v)	(vi)	(vii)	(viii)	(ix)	(x)	(xi)	(xii)	(xiii)	(xiv)	(xv)		
1																
(a) Institutions																
(a) Mutual Fund		64	4677907	0	0	11694746	44.11%	11694746	44.11%	0	0	0	0	0	0	4676821
Hdfc Trustee Company Limited-Hdfc Equity Fund	AAATH3809A		1209471	0	0	1209471	4.56%	1209471	4.56%	0	0	0	0	0	0	1209471
Hdfc Trustee Company Limited - Hdfc Top 200 Fund	AAATH3809A		822650	0	0	822650	3.10%	822650	3.10%	0	0	0	0	0	0	822650
SBI Magnum Taxgain Scheme	AAAT56407Q		397122	0	0	397122	1.50%	397122	1.50%	0	0	0	0	0	0	397122
Franklin Templeton Mutual Fund A/C Franklin India Prima Fund	AAAT74931H		265727	0	0	265727	1.00%	265727	1.00%	0	0	0	0	0	0	265727
Venture Capital Funds		0	0	0	0	0	0.00%	0	0.00%	0	0	0	0	0	0	0
Alternate Investment Funds		0	0	0	0	0	0.00%	0	0.00%	0	0	0	0	0	0	0
Foreign Venture Capital Investors		0	0	0	0	0	0.00%	0	0.00%	0	0	0	0	0	0	0
(c) Foreign Portfolio Investor		175	5588794	0	0	5588794	21.08%	5588794	21.08%	0	0	0	0	0	0	5587103
National Westminster Bank Plc As Depository Of M And G	AAFCMB974K		724587	0	0	724587	2.73%	724587	2.73%	0	0	0	0	0	0	724587
M&S International New Discovery Fund	AAATM2344J		324035	0	0	324035	1.23%	324035	1.23%	0	0	0	0	0	0	324035
Rochdale Emerging Markets-Mauritius	AAFCB3497J		306337	0	0	306337	1.16%	306337	1.16%	0	0	0	0	0	0	306337
Florida Retirement System - M&G Investment Manager	AAAIF0103H		266723	0	0	266723	1.01%	266723	1.01%	0	0	0	0	0	0	266723
Abu Dhabi Investment Authority - Iqiliv	AAACA4380N		273664	0	0	273664	1.03%	273664	1.03%	0	0	0	0	0	0	273664
Financial Institutions / Banks		37	673446	0	0	673446	2.54%	673446	2.54%	0	0	0	0	0	0	671872
Life Insurance Corporation Of India	AAAC0582H		442256	0	0	442256	1.67%	442256	1.67%	0	0	0	0	0	0	442256
Insurance Companies		0	0	0	0	0	0.00%	0	0.00%	0	0	0	0	0	0	0
(h) Provident Funds / Pension Funds		8	25280	0	0	25280	0.09%	25280	0.09%	0	0	0	0	0	0	25190
Any Other (Specify)		8	25280	0	0	25280	0.09%	25280	0.09%	0	0	0	0	0	0	25190
Foreign Bank		8	25280	0	0	25280	0.09%	25280	0.09%	0	0	0	0	0	0	25190
Sub Total (B)(1)		284	10965427	0	0	17982266	67.82%	17982266	67.82%	0	0	0	0	0	0	10957187
2																
Central Government/ State Government(s)/ President of India																
Central Government / State Government(s)		2	470	0	0	470	0.00%	470	0.00%	0	0	0	0	0	0	40
Sub Total (B)(2)		2	470	0	0	470	0.00%	470	0.00%	0	0	0	0	0	0	40
3																
(a) Non-Institutions																
(a) i. Individual shareholders holding nominal share capital up to Rs. 2 lakhs.		32077	793851	0	0	793851	3.00%	793851	3.00%	0	0	0	0	0	0	605172
ii. Individual shareholders holding nominal share capital in excess of Rs. 2 lakhs.		10	65517	0	0	65517	0.25%	65517	0.25%	0	0	0	0	0	0	61141
NBFCs registered with RBI		0	0	0	0	0	0.00%	0	0.00%	0	0	0	0	0	0	0
Employee Trusts		0	0	0	0	0	0.00%	0	0.00%	0	0	0	0	0	0	0
(d) Overseas Depositor(s) holding (s) (balancing figure)																
(e) Any Other (Specify)		2213	1449559	0	0	1449559	5.47%	1449559	5.47%	0	0	0	0	0	0	757285
Trusts		11	1428	0	0	1428	0.01%	1428	0.01%	0	0	0	0	0	0	1428
Foreign Nationals		2	3525	0	0	3525	0.01%	3525	0.01%	0	0	0	0	0	0	3525
Hindu Undivided Family		492	20344	0	0	20344	0.08%	20344	0.08%	0	0	0	0	0	0	20344
Foreign Companies		36	63236	0	0	63236	0.24%	63236	0.24%	0	0	0	0	0	0	40640
Non Resident Indians (Non Repat)		142	8886	0	0	8886	0.03%	8886	0.03%	0	0	0	0	0	0	8886
Non Resident Indians (Repatriate)		682	117585	0	0	117585	0.44%	117585	0.44%	0	0	0	0	0	0	117585
Unclaimed Shares		1	39955	0	0	39955	0.13%	39955	0.13%	0	0	0	0	0	0	39955
Clearing Member		245	67574	0	0	67574	0.25%	67574	0.25%	0	0	0	0	0	0	67574
Bodies Corporate		602	1133026	0	0	1133026	4.27%	1133026	4.27%	0	0	0	0	0	0	591736
Bank Capital Markets Ltd		500000	2500000	0	0	2500000	9.43%	2500000	9.43%	0	0	0	0	0	0	2500000
Sub Total (B)(3)		34300	2308927	0	0	2308927	8.72%	2308927	8.72%	0	0	0	0	0	0	1423598
Total Public Shareholding (B) = (B)(1)+(B)(2)+(B)(3)		34586	13274824	0	0	20291663	76.54%	20291663	76.54%	0	0	0	0	0	0	12381425




RP-SG BUSINESS PROCESS SERVICES LIMITED

Authorized Signatory

RP-SG Business Process Services Limited

Table IV - Statement showing shareholding pattern of the Non Promoter- Non Public shareholder

Category & Name of the shareholders	PAN	Nos. of shareholders	No. of fully paid up equity shares held	Partly paid-up equity shares held	No. of shares underlying Depository Receipts	Shareholding % calculated as per SCRR, 1957 As a % of (A+B+C2)	Number of Voting Rights held in each class of securities			Shareholding, as a % assuming full conversion of convertible securities (including Warrants) as a % of (VII)+(X) As a % of (A+B+C2)	Number of Locked in shares		Number of Shares pledged or otherwise encumbered		Number of equity shares held in dematerialised form	
							Total	Class eg: Y	Class eg: X		As a % of total Shares held(b)	No. (a)	As a % of total Shares held(b)	No. (a)		As a % of total Shares held(b)
1. Custodian/DR Holder		(III)	1	0	(VI)	2146	NA	2146	0	0.01%	0	0	0	0	2146	
Employee Benefit Trust (under SEBI (Share based Employee Benefit) Regulations, 2014)			0	0	0	0	0	0	0	0	0	0	0	0	0	
2. Total Non-Promoter- Non Public Shareholding (C)= (C1)+(C2)			1	0	0	2146	NA	2146	0	0.01%	0	0	0	0	2146	



RP-SG BUSINESS PROCESS SERVICES LIMITED
 Authorised Signatory

RP-SG BUSINESS PROCESS SERVICES LIMITED

Shareholding Pattern under Regulation 31 of SEBI (Listing Obligations and Disclosure Requirements) Regulations, 2015

1. Name of Listed Entity: RP-SG Business Process Services Limited

2. Scrip Code/Name of Scrip/Class of Security: NA


3. Share Holding Pattern Filed under: Regulation 31(1)(b)

As on 18 May, 2017

4. Declaration: The Listed entity is required to submit the following declaration to the extent of submission of information:-

	Particulars	Yes	No
1	Whether the Listed Entity has issued any partly paid up shares?		No
2	Whether the Listed Entity has issued any Convertible Securities or Warrants?		No
3	Whether the Listed Entity has any shares against which depository receipts are issued?		No
4	Whether the Listed Entity has any shares in locked-in?		No
5	Whether any shares held by promoters are pledge or otherwise encumbered?		No



RP-SG BUSINESS PROCESS SERVICES LIMITED

Authorised Signatory

RP-SG Business Process Services Limited

Table 1 - Summary Statement holding of specified securities

Category	Category of shareholder	Nos. of sharehold-ers	No. of fully paid up equity shares held	No. of Partly paid-up equity shares held	No. of shares underlying Depository Receipts	Shareholding as a % of total no. of shares (calculated as per SCRR, 1957)	Number of Voting Rights held in each class of securities		Shareholding as a % assuming full conversion of convertible securities (as a percentage of diluted share capital)	No. of Shares Underlying Outstanding convertible securities (including Warrants)	Number of Locked In shares		Number of Shares pledged or otherwise encumbered	Number of equity shares held in dematerialised form
							Class eg: X	Class eg: Y			No. (a)	No. (b)		
		(iii)	(iv)	(v)	(vi)	(vii) = (iv)+(v): (vi)	(viii) As a % of (A+B+C2)	(ix)	(x)	(xi) = (vii)+(x) As a % of (A+B+C2)	(xii)	(xiii)	(xiv)	
(A)	Promoter & Promoter Group	7	50000	0	0	50000	100.00%	0	0	100.00%	0	0	0	0
(B)	Public	0	0	0	0	0	0.00%	0	0	0.00%	0	0	NA	0
(C)	Non Promoter - Non Public	0	0	0	0	0	0.00%	0	0	0.00%	0	0	NA	0
(C1)	Shares Underlying DfIs	0	0	0	0	0	0.00%	0	0	0.00%	0	0	NA	0
(C2)	Shares Held by Employee Trust	0	0	0	0	0	0.00%	0	0	0.00%	0	0	NA	0
	Total	7	50000	0	0	50000	100.00%	0	0	100.00%	0	0	0	0

RP-SG BUSINESS PROCESS SERVICES LIMITED



Authorised Signatory

RP-SG Business Process Services Limited

Table II - Statement showing shareholding pattern of the Promoter and Promoter Group

Category & Name of the shareholders	PAN	Nos. of shareholders	No. of fully paid up equity shares held	Partly paid-up equity shares held	No. of shares underlying Depository Receipts	Shareholding % calculated as per SCRR, 1957 As a % of (A+B+C2)	Number of Voting Rights held in each class of securities		No. of Underlying Shares Outstanding convertible securities (including Warrants)	Shareholding, as a % assuming full conversion of securities (as a percentage of diluted share capital)	Number of Locked in shares		Number of Shares pledged or otherwise encumbered		Number of equity shares held in dematerialised form	
							Class eg: X	Class eg: Y			Total of (A+B+C)	No. (a)	As a % of total Shares held(b)	No. (a)		As a % of total Shares held(b)
(i)	(ii)	(iii)	(iv)	(v)	(vi)	(vii) = (vi)+(v)+ (vii)	(viii) As a % of (A+B+C2)	(ix)	(x)	(xi) = (viii)/(x) As a % of (A+B+C2)	(xii)	(xiii)	(xiv)			
1																
(a) Indian Individuals / Hindu Undivided Family		0	0	0	0	0	0.00%	0	0.00%	0	0	0	0	0		
(b) Central Government / State Government(s)		0	0	0	0	0	0.00%	0	0.00%	0	0	0	0	0		
(c) Financial Institutions / Banks		0	0	0	0	0	0.00%	0	0.00%	0	0	0	0	0		
(d) Any Other (Specify)		7	50000	0	0	50000	100.00%	50000	100.00%	0	0	0	0	0		
Bodies Corporate		7	50000	0	0	50000	100.00%	50000	100.00%	0	0	0	0	0		
CESC Limited*		7	50000	0	0	50000	100.00%	50000	100.00%	0	0	0	0	0		
Sub Total (A)(1)	AABCC2903N	7	50000	0	0	50000	100.00%	50000	100.00%	0	0	0	0	0		
Foreign																
(a) Individuals (Non-Resident Individuals / Foreign Individuals)		0	0	0	0	0	0.00%	0	0.00%	0	0	0	0	0		
(b) Government		0	0	0	0	0	0.00%	0	0.00%	0	0	0	0	0		
(c) Institutions		0	0	0	0	0	0.00%	0	0.00%	0	0	0	0	0		
(d) Foreign Portfolio Investor		0	0	0	0	0	0.00%	0	0.00%	0	0	0	0	0		
(e) Any Other (Specify)		0	0	0	0	0	0.00%	0	0.00%	0	0	0	0	0		
Sub Total (A)(2)		0	0	0	0	0	0.00%	0	0.00%	0	0	0	0	0		
Total Shareholding Of Promoter And Promoter Group (A) = (A)(1)+(A)(2)		7	50000	0	0	50000	100.00%	50000	100.00%	0	0	0	0	0		

*Shares are jointly held alongwith nominee shareholders

Note:

(1) PAN would not be displayed on website of Stock Exchange(s).

(2) The term "Encumbrance" has the same meaning as assigned under regulation 28(3) of SEBI (Substantial Acquisition of Shares and Takeovers) Regulations, 2011.

RP-SG BUSINESS PROCESS SERVICES LIMITED



Authorised Signatory

Category & Name of the shareholders	(i)	(ii)	(iii)	(iv)	(v)	(vi)	(vii) = (vi) + (v) + Total nos. of shares held	(viii) As a % of (A+B+C2)	Number of Voting Rights held in each class of securities			(ix)	(x) = (vii) - (x) As a % of (A+B+C2)	Number of Locked in shares		(xiii)	(xiv)				
									No. of sharehold-ers	No. of fully paid up equity shares held	Partly paid-up equity shares held			No. of shares underlying Depository Receipts	Shareholding % calculated as per SCRR, 1957 As a % of (A+B+C2)			Total as a % of (A+B+C)	Underlying Outstanding convertible securities (including percentage)	As a % of total Shares held(b)	As a % of total Shares held(b)
1																					
(a) Institutions																					
(b) Mutual Fund																					
(c) Venture Capital Funds																					
(d) Alternate Investment Funds																					
(e) Foreign Venture Capital Investors																					
(f) Foreign Portfolio Investor																					
(g) Financial Institutions / Banks																					
(h) Insurance Companies																					
(i) Provident Funds/ Pension Funds																					
(j) Any Other (Specify)																					
(k) Foreign Bank																					
(l) Sub Total (B)(1)																					
2																					
(a) Central Government/ State Government(s)/ President of India																					
(b) Central Government / State Government(s)																					
(c) Sub Total (B)(2)																					
3																					
(a) Non-institutions																					
(b) i. Individual shareholders holding nominal share capital up to Rs. 2 lakhs.																					
(c) ii. Individual shareholders holding nominal share capital in excess of Rs. 2 lakhs.																					
(d) NBFCs registered with RBI																					
(e) Employee Trusts																					
(f) Overseas Depositories (holding DRs) (balancing figure)																					
(g) Any Other (Specify)																					
(h) Trusts																					
(i) Foreign Nationals																					
(j) Hindu Undivided Family																					
(k) Foreign Companies																					
(l) Non Resident Indians (Non Repat)																					
(m) Non Resident Indians (Repatriate)																					
(n) Unclaimed Shares																					
(o) Clearing Member																					
(p) Bodies Corporate																					
(q) Sub Total (B)(3)																					
(r) Total Public Shareholding (B) = (B)(1) + (B)(2) + (B)(3)																					

RP-SG BUSINESS PROCESS SERVICES LIMITED



[Signature]
 Authorised Signatory

RP-SG Business Process Services Limited

Table IV - Statement showing shareholding pattern of the Non Promoter- Non Public shareholder

Category & Name of the shareholders	(I)	(II)	(III) Nos. of sharehold- ers	No. of fully paid up equity shares held	Partly paid-up equity shares held	No. of shares underlyin- g Depository Receipts	Shareholding % calculated as per SCRR, 1957 As a % of (A+B+C2)	Number of Voting Rights held in each class of securities			No. of Shares Underlyin- g Outstanding convertible securities (including Warrants) (as a % assuming full conversion of convertible securities) (as a % of (VII)+(X) As a % of (A+B+C2)	Number of Locked in shares		Number of Shares pledged or otherwise encumbered		Number of equity shares held in dematerialised form	
								No. of Voting Rights	Class eg: X	Class eg: Y		Total	No. (a)	As a % of total Shares held(b)	No. (a)		As a % of total Shares held(b)
1. Custodian/DR Holder Employee Benefit Trust (under SEBI (Share based Employee Benefit) Regulations, 2014)				0	0	0	0 NA	0	0	0	0	0	0	0	0	0	0
2. Total Non-Promoter- Non Public Shareholding (C)= (C1)+(C)2				0	0	0	0 NA	0	0	0	0	0	0	0	0	0	0

RP-SG BUSINESS PROCESS SERVICES LIMITED


 Authorised Signatory



CESC Limited

**Table I - Summary Statement holding of specified securities
(Projected Post-Scheme Shareholding Pattern based on the Shareholding Pattern as on 31.03.2017)**

Category	Category of shareholder	Nos. of shareholders	No. of fully paid up equity shares held	No. of Partly paid-up equity shares held	No. of shares underlying Depository Receipts	Total nos. shares held (VII) = (IV)+(V)+ (VI)	Shareholding as a % of total no. of shares (calculated as per SCRR, 1957)	Number of Voting Rights held in each class of securities			No. of Shares Underlying convertible securities (including Warrants)	Shareholding, as a % assuming full conversion of convertible securities as a percentage of diluted share capital (XII) = (VII)+(X) As a % of (A+B+C2)	Number of Locked in shares		Number of Shares pledged or otherwise encumbered		Number of equity shares held in dematerialised form	
								No of Voting Rights					Total (A+B+C)	No. (a)	No. (b)	No. (a)		No. (b)
								Class eg: X	Class eg: Y	Class eg: Z								
(A)	Promoter & Promoter Group	11	33086103	0	0	33086103	49.92%	0	33086103	49.92%	0	0	0	0	0	33086103		
(B)	Public	34586	33187052	0	0	33187052	50.08%	0	33187052	50.07%	0	0	0	0	0	30955571		
(C)	Non Promoter - Non Public	1	0	0	5366	5366	NA	0	0	0	NA	0	0	0	0	5366		
(C1)	Shares Underlying DRs	0	0	0	0	0	0.0%	0	0	0	0	0	0	0	0	0		
(C2)	Shares held By Employee Trust	0	0	0	0	0	0.0%	0	0	0	0	0	0	0	0	0		
	Total	34598	66273155	0	5366	66278521	100%	0	66273155	99.99%	0	0	0	0	0	64045040		




CESC Limited

**Table II - Statement showing shareholding pattern of the Promoter and Promoter Group
(Projected Post Scheme Shareholding Pattern based on the Shareholding Pattern as on 31.03.2017)**

Category & Name of the shareholders	PAN	(i)	(ii)	(iii)	(iv)	(v)	(vi)	(vii) = (vi) + (v) + (iv)	(viii) As a % of (A+B+C2)	Number of Voting Rights held in each class of securities		No. of Shares Underlying Outstanding convertible securities (including Warrants)	Shareholding, as a % assuming full conversion of convertible securities (as a percentage of diluted share capital)	Number of Locked in shares		Number of Shares pledged or otherwise encumbered		Number of equity shares held in dematerialized form
										No. of shareholders	No. of fully paid-up equity shares held			Partly paid-up equity shares held	No. of shares underlying Depository Receipts	Total nos. shares held of (A+B+C2)	Shareholding % calculated as per SCRR, 1957 As a % of (A+B+C2)	
		(a)	(b)	(c)	(d)	(e)	(f)	(g)	(h)	(i)	(j)	(k)	(l)	(m)	(n)	(o)	(p)	(q)
1																		
Indian Individuals / Hindu Undivided Family																		
(a)																		
Sanjay Goenka	AEPFG4689G	1	129249	0	0	0	0	129249	0.20%	0	129249	0	0.20%	0	0	0	0	129249
Preeti Goenka	AEPFG4689B	1	12611	0	0	0	0	12611	0.02%	0	12611	0	0.02%	0	0	0	0	12611
Avarna Goenka	AHPFG0259P	1	250	0	0	0	0	250	0.00%	0	250	0	0.00%	0	0	0	0	250
(b)																		
Central Government / State Government(s)																		
(c)																		
Any Other (Specify)																		
(d)																		
Bodles Corporate	AAACR3915Q	8	32943993	0	0	0	0	32943993	49.71%	0	32943993	0	49.71%	0	0	0	0	32943993
Rainbow Investments Limited	AAACR3915Q	8	32943993	0	0	0	0	32943993	49.71%	0	32943993	0	49.71%	0	0	0	0	32943993
Star Holdings Limited	AAACR3915Q	1	1246735	0	0	0	0	1246735	1.88%	0	1246735	0	1.88%	0	0	0	0	1246735
Goodluck Deacon Private Limited	AAACR3915Q	1	843099	0	0	0	0	843099	1.27%	0	843099	0	1.27%	0	0	0	0	843099
Saregama India Limited	AAACR3915Q	1	629994	0	0	0	0	629994	0.95%	0	629994	0	0.95%	0	0	0	0	629994
Integrated Coal Mining Limited	AAACR3915Q	1	537682	0	0	0	0	537682	0.81%	0	537682	0	0.81%	0	0	0	0	537682
Kolkata Metro Networks Limited	AAACR3915Q	1	142500	0	0	0	0	142500	0.22%	0	142500	0	0.22%	0	0	0	0	142500
Castor Investments Limited	AAACR3915Q	1	125000	0	0	0	0	125000	0.19%	0	125000	0	0.19%	0	0	0	0	125000
Dotex Merchandise Private Limited	AAACR3915Q	1	20667	0	0	0	0	20667	0.03%	0	20667	0	0.03%	0	0	0	0	20667
Sub Total (A1)		11	33086103	0	0	0	0	33086103	49.92%	0	33086103	0	49.92%	0	0	0	0	33086103
Foreign																		
(a)																		
Individuals (Non-Resident Individuals / Foreign Individuals)																		
(b)																		
Government																		
(c)																		
Institutions																		
(d)																		
Foreign Portfolio Investor																		
(e)																		
Any Other (Specify)																		
Sub Total (A2)																		
Total Shareholding Of Promoter And Promoter Group (A) = (A1)+(A2)		11	33086103	0	0	0	0	33086103	49.92%	0	33086103	0	49.92%	0	0	0	0	33086103


Details of Shares which remain unclaimed may be given hear along with details such as number of shareholders, outstanding shares held in demat/unclaimed suspense account, voting rights which are frozen etc.



Note:
(1) PAN would not be displayed on website of Stock Exchange(s).
(2) The term "Encumbrance" has the same meaning as assigned under regulation 28(3) of SEBI (Substantial Acquisition of Shares and Takeovers) Regulations, 2011.

Table III - Statement showing shareholding pattern of the Public Shareholder
 (Projected Post Scheme Shareholding Pattern based on the Shareholding Pattern as on 31.03.2017)

Category & Name of the Shareholders	PAIN	(i)	(ii)	(iii)	(iv)	(v)	(vi)	(vii) As a % of Total nos. shares held (A+B+C)	(viii) As a % of (A+B+C)	Number of Voting Rights held in each class of securities		(ix)	(x) = (vii)/(ix) As a % of (A+B+C)	Number of Locked in shares		Number of Shares pledged or otherwise encumbered		Number of equity shares held in dematerialized form
										No. of Depository Shares	Class			No. (a)	As a % of total Shares (b)	No. (a)	As a % of total Shares (b)	
1	Institutions																	
(a)	Mutual Fund	64	11684746	0	0	11684746	17.64%	11684746	17.64%	0	0	0	0	0	0	0	0	11684746
	Reliance Capital Fund - Equity Fund	AAAT11809A	3023677	0	0	3023677	4.56%	3023677	4.56%	0	0	0	0	0	0	0	0	3023677
	Reliance Capital Fund - Debt Top 200 Fund	AAAT11809A	2056625	0	0	2056625	3.10%	2056625	3.10%	0	0	0	0	0	0	0	0	2056625
	Sri Mangalam Taxplan Scheme	AAAT13607C	392805	0	0	392805	1.50%	392805	1.50%	0	0	0	0	0	0	0	0	392805
	Franklin Templeton Mutual Fund A/C Franklin India Prima Fund	AAAT14931H	664318	0	0	664318	1.00%	664318	1.00%	0	0	0	0	0	0	0	0	664318
(b)	Venture Capital Funds	0	0	0	0	0	0	0	0	0	0	0	0	0	0	0	0	0
(c)	Alternate Investments Funds	0	0	0	0	0	0	0	0	0	0	0	0	0	0	0	0	0
(d)	Foreign Venture Capital Investors	0	0	0	0	0	0	0	0	0	0	0	0	0	0	0	0	0
(e)	Foreign Portfolio Investor	175	13971985	0	0	13971985	21.08%	13971985	21.08%	0	0	0	0	0	0	0	0	13971985
	National Westminster Bank Plc A/ Depository OI M And G	BAFCM897AK	1811469	0	0	1811469	2.73%	1811469	2.73%	0	0	0	0	0	0	0	0	1811469
	M&G International New Discovery Fund	BAFIM2344I	810089	0	0	810089	1.22%	810089	1.22%	0	0	0	0	0	0	0	0	810089
	Rochdale Emerging Markets-Mauritius	BAFC35497I	765844	0	0	765844	1.16%	765844	1.16%	0	0	0	0	0	0	0	0	765844
	Florida Retirement System - M&G Investment Management	AAAFD103H	666808	0	0	666808	1.01%	666808	1.01%	0	0	0	0	0	0	0	0	666808
	Alia Dhabi Investment Authority - Iqfluv	AAACAA380N	684161	0	0	684161	1.03%	684161	1.03%	0	0	0	0	0	0	0	0	684161
(f)	Financial Institutions / Banks	37	1683615	0	0	1683615	2.54%	1683615	2.54%	0	0	0	0	0	0	0	0	1683615
	Life Insurance Corporation Of India	AAAC10982H	1105641	0	0	1105641	1.67%	1105641	1.67%	0	0	0	0	0	0	0	0	1105641
(g)	Insurance Companies	0	0	0	0	0	0	0	0	0	0	0	0	0	0	0	0	0
(h)	Provident Funds/ Pension Funds	8	63200	0	0	63200	0.09%	63200	0.09%	0	0	0	0	0	0	0	0	63200
(i)	Any Other (Specify)	8	63200	0	0	63200	0.09%	63200	0.09%	0	0	0	0	0	0	0	0	63200
	Foreign Bank	8	63200	0	0	63200	0.09%	63200	0.09%	0	0	0	0	0	0	0	0	63200
	Sub Total (B)(1)	284	27413546	0	0	27413546	41.35%	27413546	41.35%	0	0	0	0	0	0	0	0	27413546
2	Central Government/ State Government(s) / President of India																	
	Central Government / State Government(s)	2	1176	0	0	1176	0.00%	1176	0.00%	0	0	0	0	0	0	0	0	1176
	Sub Total (B)(2)	2	1176	0	0	1176	0.00%	1176	0.00%	0	0	0	0	0	0	0	0	1176
3	Non-institutions																	
(a)	Individuals	32077	1984628	0	0	1984628	3.00%	1984628	3.00%	0	0	0	0	0	0	0	0	1984628
	Individual Shareholders holding nominal share capital up to Rs. 2 lakhs.	10	163793	0	0	163793	0.25%	163793	0.25%	0	0	0	0	0	0	0	0	163793
	Individual Shareholders holding nominal share capital in excess of Rs. 2 lakhs.	0	0	0	0	0	0	0	0	0	0	0	0	0	0	0	0	0
(b)	Trusts	0	0	0	0	0	0	0	0	0	0	0	0	0	0	0	0	0
(c)	Employee trusts	0	0	0	0	0	0	0	0	0	0	0	0	0	0	0	0	0
(d)	Overseas Depositor(s) (holding DRs) (Balancing figure)	0	0	0	0	0	0	0	0	0	0	0	0	0	0	0	0	0
(e)	Any Other (Specify)	2213	3623906	0	0	3623906	5.47%	3623906	5.47%	0	0	0	0	0	0	0	0	3623906
	Trusts	11	3570	0	0	3570	0.01%	3570	0.01%	0	0	0	0	0	0	0	0	3570
	Foreign Nationals	2	8814	0	0	8814	0.01%	8814	0.01%	0	0	0	0	0	0	0	0	8814
	Hindu Undivided Family	492	50861	0	0	50861	0.08%	50861	0.08%	0	0	0	0	0	0	0	0	50861
	Foreign Companies	36	158090	0	0	158090	0.24%	158090	0.24%	0	0	0	0	0	0	0	0	158090
	Non Resident Indians (Non Repat)	142	22217	0	0	22217	0.03%	22217	0.03%	0	0	0	0	0	0	0	0	22217
	Non Resident Indians (Repats)	62	29393	0	0	29393	0.04%	29393	0.04%	0	0	0	0	0	0	0	0	29393
	Unclaimed Shares	1	84888	0	0	84888	0.13%	84888	0.13%	0	0	0	0	0	0	0	0	84888
	Clearing Member	245	108936	0	0	108936	0.16%	108936	0.16%	0	0	0	0	0	0	0	0	108936
	Bodies Corporate	602	2822567	0	0	2822567	4.27%	2822567	4.27%	0	0	0	0	0	0	0	0	2822567
	Bank Capital Markets Ltd	1250000	2500000	0	0	2500000	3.77%	2500000	3.77%	0	0	0	0	0	0	0	0	2500000
	Sub Total (B)(3)	34300	5772327	0	0	5772327	8.72%	5772327	8.72%	0	0	0	0	0	0	0	0	5772327
	Total Public Shareholding (B) = (B)(1)+(B)(2)+(B)(3)	34586	33187049	0	0	33187049	50.07%	33187049	50.07%	0	0	0	0	0	0	0	0	33187049



Signature

Details of the Shareholders acting as persons in Concert including their Shareholding (No. and %):
 Details of Shares which remain unclaimed may be given here along with details such as number of Shareholders, outstanding shares held in demat/unclaimed suspense account, voting rights which are frozen etc.
 Notes:
 (1) PAIN would not be displayed on website of Stock Exchange(s).
 (2) The above format needs to be disclosed along with the name of following persons: institutions/Non institutions holding more than 1% of total number of shares
 (3) W.r.t. the information pertaining to Depository Receipts, the same may be disclosed in the respective columns to the extent information available and the balance to be disclosed as held by custodian.


CESC Limited

**Table IV - Statement showing shareholding pattern of the Non Promoter- Non Public shareholder
(Projected Post Scheme Shareholding Pattern based on the Shareholding Pattern as on 31.03.2017)**

Category & Name of the shareholders	PAN	Nos. of shareholders	No. of fully paid up equity shares held	Partly paid-up equity shares held	No. of shares underlying Depository Receipts	Shareholding % calculated as per SCRR, 1957 as a % of (A+B+C2)	Number of Voting Rights held in each class of securities			No. of Shares Underlying Outstanding convertible securities (including Warrants) as a % of (VII)+(X) As a % of (A+B+C2)	Number of Locked in shares		Number of Shares pledged or otherwise encumbered		Number of equity shares held in dematerialised form	
							No of Voting Rights	Class eg: X	Total		As a % of total Shares held(b)	No. (a)	As a % of total Shares held(b)	No. (a)		As a % of total Shares held(b)
1		(II)	(III)	(IV)	(V)	(VI)	(VII) = (VI)+(V)+ (VI)	(VIII) As a % of (A+B+C2)	(IX)	(X)	(XI) = (VII)+(X) As a % of (A+B+C2)	(XII)	(XIII)	(XIV)	5366	
Custodian/DR Holder Employee Benefit Trust (under SEBI (Share based Employee Benefit) Regulations, 2014)			1	0	0	5366	5366 NA	NA	5366	0	0.01%	0	0 NA	NA	5366	
Total Non-Promoter- Non Public Shareholding (C)= (C)(1)+(C)(2)			0	0	0	0	0	0	0	0	0	0	0 NA	NA	0	
			1	0	0	5366	5366 NA	NA	5366	0	0.01%	0	0 NA	NA	5366	

Note

- (1) PAN would not be displayed on website of Stock Exchange(s).
- (2) The above format needs to disclose name of all holders holding more than 1% of total number of shares
- (3) W.r.t. the information pertaining to Depository receipts, the same may be disclosed in the respective columns to the extent information available,



CESC LIMITED

Shareholding Pattern under Regulation 31 of SEBI (Listing Obligations and Disclosure Requirements) Regulations, 2015

1.	Name of Listed Entity: CESC Limited
2.	Scrip Code/Name of Scrip/Class of Security: BSE : 500084; NSE : CESC
3.	Share Holding Pattern Filed under: Regulation 31(1)(b) For Quarter ending 31 March, 2017
4.	Declaration: The Listed entity is required to submit the following declaration to the extent of submission of information:-

	Particulars	Yes	No
1	Whether the Listed Entity has issued any partly paid up shares?		No
2	Whether the Listed Entity has issued any Convertible Securities or Warrants?		No
3	Whether the Listed Entity has any shares against which depository receipts are issued?	Yes	
4	Whether the Listed Entity has any shares in locked-in?		No
5	Whether any shares held by promoters are pledged or otherwise encumbered?		No



COMPANY SECRETARY
CESC Limited

CESSC Limited

Table 1 - Summary Statement holding of specified securities

Category	Category of shareholder	Nos. of shareholders	No. of fully paid up equity shares held	No. of Partly paid-up equity shares held	No. of underlying Depository Receipts	Total nos. shares held	Shareholding as a % of total no. of shares (calculated as per SCRR, 1957)	Number of Voting Rights held in each class of securities			Shareholding, as a % assuming full conversion of convertible securities (as a percentage of diluted share capital)	Number of Locked in shares	Number of Shares pledged or otherwise encumbered			
								No. of Voting Rights					No. of Shares Underlying Outstanding convertible securities (including Warrants)	As a % of total Shares held(b)	As a % of total Shares held(b)	As a % of total Shares held in dematerialised form
								Class eg: X	Class eg: Y	Total						
(I)	Promoter & Promoter Group	11	66172209	0	0	66172209	49.92%	66172209	0	0	0	0	0	0		
(A)	Public	34586	66374102	0	0	66374102	50.08%	66374102	0	0	0	0	0	0		
(B)	Non Promoter - Non Public	1	0	0	10732	10732	NA	0	0	0	0	0	0	10732		
(C1)	Shares Underlying DRs	0	0	0	0	0	0.0%	0	0	0	0	0	0	0		
(C2)	Shares Held By Employee Trust	34598	132546311	0	10732	132557043	100%	132546311	0	0	0	0	0	0		
	Total															


 COMPANY SECRETARY
 CESC Limited



CESC Limited

Table II - Statement showing shareholding pattern of the Promoter and Promoter Group

Category & Name of the shareholders	PAN	(i)	(ii)	(iii)	(iv)	(v)	(vi)	(vii) = (iv)+(v)+ Total nos. shares held	(viii) As a % of (A+B+C2)	Number of Voting Rights held in each class of securities			No. of Shares Underlying Outstanding convertible securities (including Warrants)	Shareholding as a % assuming full conversion of convertible securities (as a percentage of diluted share capital)	Number of Locked in Shares		Number of Shares pledged or otherwise encumbered		Number of equity shares held in dematerialised form							
										Nos. of shareholders	No. of fully paid up equity shares held	Partly paid up equity shares held			No. of shares underlying Depository Receipts	Shareholding % calculated as per SCRR, 1957 As a % of (A+B+C2)	Class eg: X	Class eg: Y		Total	Total as a % of (A+B+C)	(x) As a % of (A+B+C2)	(xi) As a % of total Shares held(b)	(a) No. (a)	(b) No. (b)	(xiii) As a % of total Shares held(b)
1																										
(a) Indian Individuals / Hindu Undivided Family																										
Sanjiv Goenka	AEPFG4689G	3	284222	0	0	0	0	284222	0.21%	284222	0	0	0	0.21%	0	0	0	0	0	284222						
Preeti Goenka	AEPFG4689G	1	258498	0	0	0	0	258498	0.20%	258498	0	0	0	0.20%	0	0	0	0	0	258498						
Avanra Goenka	AHFFG0255P	1	501	0	0	0	0	501	0.00%	501	0	0	0	0.00%	0	0	0	0	0	501						
(b) Central Government / State Government(s)																										
(c) Financial Institutions / Banks																										
(d) Any Other (Specify)																										
Bodhis Corporate	AAACR3915Q	8	65887987	0	0	0	0	65887987	49.71%	65887987	0	0	0	49.71%	0	0	0	0	0	65887987						
Rainbow Investments Limited	AAACR3915Q	1	58796632	0	0	0	0	58796632	44.36%	58796632	0	0	0	44.36%	0	0	0	0	0	58796632						
Steel Holdings Limited	AAACR3915Q	1	2493470	0	0	0	0	2493470	1.89%	2493470	0	0	0	1.89%	0	0	0	0	0	2493470						
Goodluck Deacom Private Limited	AAACR3915Q	1	1686198	0	0	0	0	1686198	1.27%	1686198	0	0	0	1.27%	0	0	0	0	0	1686198						
Saregama India Limited	AAACR3915Q	1	1259988	0	0	0	0	1259988	0.95%	1259988	0	0	0	0.95%	0	0	0	0	0	1259988						
Integrated Coal Mining Limited	AAACR3915Q	1	1075364	0	0	0	0	1075364	0.81%	1075364	0	0	0	0.81%	0	0	0	0	0	1075364						
Kolkata Metro Networks Limited	AAACR3915Q	1	285000	0	0	0	0	285000	0.22%	285000	0	0	0	0.22%	0	0	0	0	0	285000						
Cartor Investments Limited	AAACR3915Q	1	250000	0	0	0	0	250000	0.19%	250000	0	0	0	0.19%	0	0	0	0	0	250000						
Doten Merchandise Private Limited	AAACR3915Q	1	41335	0	0	0	0	41335	0.03%	41335	0	0	0	0.03%	0	0	0	0	0	41335						
Sub Total (A)(1)		11	66172209	0	0	0	0	66172209	49.92%	66172209	0	0	0	49.92%	0	0	0	0	0	66172209						
2																										
(a) Foreign Individuals (Non-Resident Individuals / Foreign Individuals)																										
(b) Government																										
(c) Institutions																										
(d) Foreign Portfolio Investor																										
(e) Any Other (Specify)																										
Sub Total (A)(2)		0	0	0	0	0	0	0	0.00%	0	0	0	0	0.00%	0	0	0	0	0	0						
Total Shareholding Of Promoter And Promoter Group (A) = (A)(1)+(B)(2)		11	66172209	0	0	0	0	66172209	49.92%	66172209	0	0	0	49.92%	0	0	0	0	0	66172209						

Details of Shares which remain unclaimed may be given hear along with details such as number of shareholders, outstanding shares held in demat/unclaimed suspense account, voting rights which are frozen etc.

Note:

- (1) PAN would not be displayed on website of Stock Exchange(s).
- (2) The term "Encumbrance" has the same meaning as assigned under regulation 28(3) of SEBI (Substantial Acquisition of Shares and Takeovers) Regulations, 2011.




COMPANY SECRETARY
CESC Limited

CESC Limited

Category & Name of the shareholders	PAN	Nos. of shareholders	No. of fully paid up equity shares held	Partly paid-up equity shares held	No. of shares underlying Depository Receipts	Shareholding % calculated as per SCRR, 1957 As a % of (A+B+C2)	Number of Voting Rights held in each class of securities			No. of Shares Underlying Outstanding convertible securities (as a percentage of convertible securities) (X) = (VII)+(X) As a % of (A+B+C2)	Shareholding as a % assuming full conversion of convertible securities (as a percentage of convertible securities) (X) = (VII)+(X) As a % of (A+B+C2)	Number of Locked in Shares		Number of Shares pledged or otherwise encumbered		Number of equity shares held in dematerialised form
							Class: X	Class: Y	Total			As a % of total shares held (b)	No. (a)	As a % of total Shares held (b)	No. (a)	
1																
(a) Institutions																
(a) Mutual Fund		64	23389492	0	0	23389492 17.64%	23389492	0	0	23389492 17.64%	0	0	0	0	NA	23384107
Hdfc Trustee Company Limited-Hdfc Equity Fund	AAATH1809A		6047355	0	0	6047355 4.56%	6047355	0	0	6047355 4.56%	0	0	0	0	NA	6047355
Hdfc Trustee Company Limited - Hdfc Top 200 Fund	AAATH1809A		4113250	0	0	4113250 3.10%	4113250	0	0	4113250 3.10%	0	0	0	0	NA	4113250
Sbi Magnum Jangain Scheme	AAAT36407Q		1985610	0	0	1985610 1.50%	1985610	0	0	1985610 1.50%	0	0	0	0	NA	1985610
Franklin Templeton Mutual Fund A/C Franklin India			1328637	0	0	1328637 1.00%	1328637	0	0	1328637 1.00%	0	0	0	0	NA	1328637
Prima Fund	AAAIT4931H		0	0	0	0	0	0	0	0	0	0	0	0	NA	0
Venture Capital Funds		0	0	0	0	0	0	0	0	0	0	0	0	0	NA	0
Attorney Investment Funds		0	0	0	0	0	0	0	0	0	0	0	0	0	NA	0
Foreign Venture Capital Investors		0	0	0	0	0	0	0	0	0	0	0	0	0	NA	0
Foreign Portfolio Investor		175	27949371	0	0	27949371 21.08%	27949371	0	0	27949371 21.08%	0	0	0	0	NA	27935519
National Westminster Bank Plc As Depository Of M And G	AAFCWB8974K		3622939	0	0	3622939 2.73%	3622939	0	0	3622939 2.73%	0	0	0	0	NA	3622939
MFS International New Discovery Fund	AAATM2344J		1620179	0	0	1620179 1.22%	1620179	0	0	1620179 1.22%	0	0	0	0	NA	1620179
Broadle Emerging Markets-Mauritius	AAFCR8497I		1531688	0	0	1531688 1.16%	1531688	0	0	1531688 1.16%	0	0	0	0	NA	1531688
Florida Retirement System - M&G Investment Management-AAAIU103H	AAATC83617		1333617	0	0	1333617 1.01%	1333617	0	0	1333617 1.01%	0	0	0	0	NA	1333617
Abu Dhabi Investment Authority - G/inv	AAACA4380N		1368323	0	0	1368323 1.03%	1368323	0	0	1368323 1.03%	0	0	0	0	NA	1368323
Financial Institutions / Banks		37	3967230	0	0	3967230 2.94%	3967230	0	0	3967230 2.94%	0	0	0	0	NA	3958365
Life Insurance Corporation Of India	AAACU0521H		2211282	0	0	2211282 1.67%	2211282	0	0	2211282 1.67%	0	0	0	0	NA	2211282
Insurance Companies		0	0	0	0	0	0	0	0	0	0	0	0	0	NA	0
Provident Funds/ Pension Funds		8	126400	0	0	126400 0.99%	126400	0	0	126400 0.99%	0	0	0	0	NA	110950
Any Other (Specify)		8	126400	0	0	126400 0.99%	126400	0	0	126400 0.99%	0	0	0	0	NA	110950
Foreign Bank		284	54827093	0	0	54827093 41.35%	54827093	0	0	54827093 41.35%	0	0	0	0	NA	54788941
Sub Total (B)(1)																
2 Central Government/ State Government(s)/ President of India																
Central Government/ State Government(s)		2	2352	0	0	2352 0.00%	2352	0	0	2352 0.00%	0	0	0	0	NA	200
Sub Total (B)(2)		2	2352	0	0	2352 0.00%	2352	0	0	2352 0.00%	0	0	0	0	NA	200
3 Non-institutions																
Individuals																
I. Individual shareholders holding nominal share capital up to Rs. 2 lakhs.		32077	3969256	0	0	3969256 3.00%	3969256	0	0	3969256 3.00%	0	0	0	0	NA	3025860
II. Individual shareholders holding nominal share capital in excess of Rs. 2 lakhs.		10	327587	0	0	327587 0.25%	327587	0	0	327587 0.25%	0	0	0	0	NA	305708
NBFCs registered with RBI		0	0	0	0	0	0	0	0	0	0	0	0	0	NA	0
Employee Trusts		0	0	0	0	0	0	0	0	0	0	0	0	0	NA	0
Overseas Depositories(holding DRs) (balancing figure)		0	0	0	0	0	0	0	0	0	0	0	0	0	NA	0
Any Other (Specify)		2213	7247814	0	0	7247814 5.47%	7247814	0	0	7247814 5.47%	0	0	0	0	NA	3786438
Trusts		11	7140	0	0	7140 0.01%	7140	0	0	7140 0.01%	0	0	0	0	NA	7140
Foreign Nationals		2	17629	0	0	17629 0.01%	17629	0	0	17629 0.01%	0	0	0	0	NA	17629
Hindu Undivided Family		492	101722	0	0	101722 0.08%	101722	0	0	101722 0.08%	0	0	0	0	NA	101722
Foreign Companies		36	316180	0	0	316180 0.24%	316180	0	0	316180 0.24%	0	0	0	0	NA	203200
Non Resident Indians (Non Repat)		142	44434	0	0	44434 0.03%	44434	0	0	44434 0.03%	0	0	0	0	NA	44434
Non Resident Indians (Repatriate)		682	587926	0	0	587926 0.44%	587926	0	0	587926 0.44%	0	0	0	0	NA	44434
Unclaimed Shares		1	169777	0	0	169777 1.33%	169777	0	0	169777 1.33%	0	0	0	0	NA	115751
Clearing Member		245	337872	0	0	337872 0.25%	337872	0	0	337872 0.25%	0	0	0	0	NA	337872
Bodies Corporate		602	5665134	0	0	5665134 4.27%	5665134	0	0	5665134 4.27%	0	0	0	0	NA	2958690
Bnk Capital Markets Ltd		34300	11544657	0	0	11544657 8.72%	11544657	0	0	11544657 8.72%	0	0	0	0	NA	7118006
Sub Total (B)(3)		34586	66374102	0	0	66374102 50.07%	66374102	0	0	66374102 50.07%	0	0	0	0	NA	61907147
Total Public Shareholding (B) = (B)(1)+(B)(2)+(B)(3)																

Details of the shareholders acting as persons in Concert including their Shareholding (No. and %):

Details of Shares which remain unclaimed may be given hear along with details such as number of shareholders, outstanding shares held in demat/unclaimed suspense account, voting rights which are frozen etc.

Note:
 (1) PAN would not be displayed on website of Stock Exchange(s).
 (2) The above format needs to be disclosed along with the name of following persons: institutions/Non institutions holding more than 1% of total number of shares.
 (3) W.r.t. the information pertaining to Depository Receipts, the same may be disclosed in the respective columns to the extent information available and the balance to be disclosed as held by custodian.



CESC Limited


Table IV - Statement showing shareholding pattern of the Non Promoter- Non Public shareholder

Category & Name of the shareholders	PAN	Nos. of shareholders	No. of fully paid up equity shares held	Partly paid-up equity shares held	No. of shares underlying Depository Receipts	Shareholding % calculated as per SCRR, 1957 As a % of (A+B+C2)	Number of Voting Rights held in each class of securities			Shareholding, as a % assuming full conversion of convertible securities (including Warrants) (as a % of (VII)+(X)) As a % of (A+B+C2)	Number of Locked in shares		Number of Shares pledged or otherwise encumbered	Number of equity shares held in dematerialised form
							No of Voting Rights		Total		No. (a)	As a % of total Shares held(b)		
							Class eg: X	Class eg: Y					Class eg: Z	No. (a)
(i) Custodian/DR Holder		(iii)	(iv)	(v)	(vi)	(vii) = (iv)+(v)+(vi)	(viii) As a % of (A+B+C2)	(ix)	(x)	(xi) = (viii) As a % of (A+B+C2)	(xii)	(xiii)	(xiv)	
Employee Benefit Trust (under SEBI (Share based Employee Benefit) Regulations, 2014)		0	0	0	0	0	0	0	0	0	0	0	0	
Total Non-Promoter- Non Public Shareholding (C)= (C1)+(C2)		1	0	0	0	0	0	0	0	0	0	0	0	

Note

- (1) PAN would not be displayed on website of Stock Exchange(s).
- (2) The above format needs to disclose name of all holders holding more than 1% of total number of shares
- (3) W.r.t. the information pertaining to Depository Receipts, the same may be disclosed in the respective columns to the extent information available,




COMPANY SECRETARY
CESC Limited

CESC INFRASTRUCTURE LIMITED

Shareholding Pattern under Regulation 31 of SEBI (Listing Obligations and Disclosure Requirements) Regulations, 2015																			
1.	Name of Listed Entity: CESC Infrastructure Limited																		
2.	Scrip Code/Name of Scrip/Class of Security: NA																		
3.	Share Holding Pattern Filed under: Regulation 31(1)(b) As on 18 May, 2017																		
4.	Declaration: The Listed entity is required to submit the following declaration to the extent of submission of information:-																		
	<table border="1"><thead><tr><th>Particulars</th><th>Yes</th><th>No</th></tr></thead><tbody><tr><td>1 Whether the Listed Entity has issued any partly paid up shares?</td><td></td><td>No</td></tr><tr><td>2 Whether the Listed Entity has issued any Convertible Securities or Warrants?</td><td></td><td>No</td></tr><tr><td>3 Whether the Listed Entity has any shares against which depository receipts are issued?</td><td></td><td>No</td></tr><tr><td>4 Whether the Listed Entity has any shares in locked-in?</td><td></td><td>No</td></tr><tr><td>5 Whether any shares held by promoters are pledge or otherwise encumbered?</td><td></td><td>No</td></tr></tbody></table>	Particulars	Yes	No	1 Whether the Listed Entity has issued any partly paid up shares?		No	2 Whether the Listed Entity has issued any Convertible Securities or Warrants?		No	3 Whether the Listed Entity has any shares against which depository receipts are issued?		No	4 Whether the Listed Entity has any shares in locked-in?		No	5 Whether any shares held by promoters are pledge or otherwise encumbered?		No
Particulars	Yes	No																	
1 Whether the Listed Entity has issued any partly paid up shares?		No																	
2 Whether the Listed Entity has issued any Convertible Securities or Warrants?		No																	
3 Whether the Listed Entity has any shares against which depository receipts are issued?		No																	
4 Whether the Listed Entity has any shares in locked-in?		No																	
5 Whether any shares held by promoters are pledge or otherwise encumbered?		No																	

Post-scheme shareholding pattern shall not be applicable as the company is proposed to be amalgamated.



CESC INFRASTRUCTURE LIMITED

Authorized Signatory

CESC Infrastructure Limited

Table I - Summary Statement holding of specified securities

Category	Category of shareholder	Nos. of shareholders	No. of fully paid up equity shares held	No. of Partly paid-up equity shares held	No. of shares underlying Depository receipts	Total nos. shares held	Shareholding as a % of total no. of shares (calculated as per SCRR, 1957)	Number of Voting Rights held in each class of securities		No. of Shares Underlying Outstanding convertible securities (including Warrants)	Shareholding, as a % assuming full conversion of convertible securities (as a percentage of diluted share capital)	Number of Locked in shares		Number of Shares pledged or otherwise encumbered	Number of equity shares held in dematerialised form
								Class eg: X Y	Total			No. (a) held(b)	No. (a) held(b)		
		(iii)	(iv)	(v)	(vi)	(vii) = (iv)+(v)+(vi)	(viii) As a % of (A+B+C2)	(ix)	(x)	(xi) = (vii)+(x) As a % of (A+B+C2)	(xii)	(xiii)	(xiv)		
(A)	Promoter & Promoter Group	7	2898050000	0	0	2898050000	100.00%	0	0	0	100.00%	0	0	0	0
(B)	Public	0	0	0	0	0	0.00%	0	0	0	0.00%	0	0	0	0
(C)	Non Promoter - Non Public	0	0	0	0	0	0.00%	0	0	0	0.00%	0	0	0	0
(C1)	Shares Underlying DRs	0	0	0	0	0	0.00%	0	0	0	0.00%	0	0	0	0
(C2)	Shares Held By Employee Trust	0	0	0	0	0	0.00%	0	0	0	0.00%	0	0	0	0
	Total	7	2898050000	0	0	2898050000	100.00%	0	0	0	100.00%	0	0	0	0



CESC INFRASTRUCTURE LIMITED

[Signature]
Authorised Signatory

CESC Infrastructure Limited
Table II - Statement showing shareholding pattern of the Promoter and Promoter Group

Category & Name of the shareholders	PAN	(i)	(ii)	(iii)	(iv)	(v)	(vi)	(vii) = (iv)+(v)+(vi) As a % of (A+B+C2)	Shareholding % calculated as per SCRR, 1957 As a % of (A+B+C2)	Number of Voting Rights held in each class of securities			No. of Shares Underlying Outstanding convertible securities (as a percentage of diluted share capital)	Number of Locked in shares		Number of Shares pledged or otherwise encumbered		Number of equity shares held in dematerialised form						
										Nos. of shareholders	No. of fully paid up equity shares held	Partly paid-up equity shares held		No. of shares underlying Depository Receipts	Total nos. shares held of (A+B+C2)	Class eg: X	Class eg: Y		Total	Total as a % of (A+B+C)	(x)	As a % of total Shares held(b)	No. (a)	As a % of total Shares held(b)
1																								
(a) Indian Individuals / Hindu Undivided Family																								
(b) Central Government / State Government(s)																								
(c) Financial Institutions / Banks																								
(d) Any Other (Specify)																								
Bodies Corporate																								
CESC Limited*																								
Sub Total (A)(1)																								
2																								
(a) Individuals (Non-Resident Individuals / Foreign Individuals)																								
(b) Government Institutions																								
(c) Foreign Portfolio Investor																								
(d) Any Other (Specify)																								
(e) Sub Total (A)(2)																								
Total Shareholding of Promoter And Promoter Group (A)= (A)(1)+(A)(2)																								


*Shares are jointly held alongwith nominee shareholders

Details of Shares which remain unclaimed may be given hear along with details such as number of shareholders, outstanding shares held in demat/unclaimed suspense account, voting rights which are frozen etc.

Note:

(1) PAN would not be displayed on website of Stock Exchange(s).

(2) The term "Encumbrance" has the same meaning as assigned under regulation 28(3) of SEBI (Substantial Acquisition of Shares and Takeovers) Regulations, 2011.



CESC INFRASTRUCTURE LIMITED

Authorised Signatory



CEC INFRASTRUCTURE LIMITED

Authorised Signatory

Table III - Statement showing shareholding pattern of the Public shareholder

Category & Name of the shareholders	PAN	(i)	(ii)	(iii)	(iv)	(v)	(vi)	(vii) = (iv)+(v)+(vi)	(viii) As a % of (A+B+C2)	(ix)		(x) = (vii)-(ix)	(xi)		(xii)	(xiii)	(xiv)
										No. of Voting Rights securities	Total as a % of (A+B+C)		Number of Locked in shares	Number of Shares pledged or otherwise encumbered			
					No. of fully paid up equity shares held	Partly paid-up equity shares held	No. of shares underlying Depository Receipts	Total nos. shares held	% calculated as per SCRR, 1957 As a % of (A+B+C2)	Shareholding as calculated as per SCRR, 1957 As a % of (A+B+C2)	No. of Voting Rights securities	Class eg: X	Class eg: Y	Total	As a % of total Shares held(b)	As a % of total Shares held(a)	Number of equity shares held in dematerialised form
1																	
(a)		Institutions															
		Mutual Fund															
(b)		Venture Capital Funds															
(c)		Alternate Investment Funds															
(d)		Foreign Venture Capital Investors															
(e)		Foreign Portfolio Investor															
(f)		Financial Institutions / Banks															
(g)		Insurance Companies															
(h)		Provident Funds/ Pension Funds															
(i)		Any Other (Specify)															
(j)		Foreign Bank															
		Sub Total (B)(1)															
		Central Government/ State Government(s)/ President of India															
2		Central Government / State Government(s)															
		Sub Total (B)(2)															
3		Non-institutions															
(a)		Individuals															
		i. Individual shareholders holding nominal share capital up to Rs. 2 lakhs.															
		ii. Individual shareholders holding nominal share capital in excess of Rs. 2 lakhs.															
(b)		NBFCs registered with RBI															
(c)		Employee Trusts															
(d)		Overseas Depositories (holding DRs) (balancing figure)															
(e)		Any Other (Specify)															
		Trusts															
		Foreign Nationals															
		Hindu Undivided Family															
		Foreign Companies															
		Non Resident Indians (Non Repeat)															
		Non Resident Indians (Repeat)															
		Unclaimed Shares															
		Clearing Member															
		Bodies Corporate															
		Sub Total (B)(3)															
		Total Public Shareholding (B)=(B)(1)+(B)(2)+(B)(3)															

Details of the shareholders acting as persons in Concert including their Shareholding (No. and %):

Details of Shares which remain unclaimed may be given hear along with details such as number of shareholders, outstanding shares held in demat/unclaimed suspense account, voting rights which are frozen etc.

- Note:**
- (1) PAN would not be displayed on website of Stock Exchange(s).
 - (2) The above format needs to be disclosed along with the name of following persons: Institutions/Non Institutions holding more than 1% of total number of shares.
 - (3) W.r.t. the information pertaining to Depository Receipts, the same may be disclosed in the respective columns to the extent information available and the balance to be disclosed as held by custodian.

CESC Infrastructure Limited

Table IV - Statement showing shareholding pattern of the Non Promoter- Non Public shareholder

S. No.	Category & Name of the shareholders	PAN	Nos. of sharehold-ers	No. of fully paid up equity shares held	Partly paid-up equity shares held	No. of shares underlying Depository Receipts	Shareholding % calculated as per SCRR, 1957 As a % of (A+B+C2)	Number of Voting Rights held in each class of securities			Shareholding, as a % assuming full conversion of convertible securities (including Warrants) (as a % of (VII)+(X)+(A+B+C2))	Number of Locked in shares		Number of Shares pledged or otherwise encumbered		Number of equity shares held in dematerialised form	
								No of Voting Rights				As a % of total Shares held(b)	No. (a)	As a % of total Shares held(b)	No. (a)		As a % of total Shares held(b)
								Class eg: X	Class eg: Y	Total							
1	Custodian/DR Holder Employee Benefit Trust (under SEBI (Share based Employee Benefit) Regulations, 2014)		(iii)	(iv)	(v)	(vi)	(vii) = (vi)+(v)+(vii) As a % of (A+B+C2)	(ix)	(x)	(xi) = (vii)+(x) As a % of (A+B+C2)	(xii)	(xiii)	(xiv)				
2	Total Non-Promoter- Non Public Shareholding (C)=																

Note

- (1) PAN would not be displayed on website of Stock Exchange(s).
- (2) The above format needs to disclose name of all holders holding more than 1% of total number of shares
- (3) W.r.t. the information pertaining to Depository Receipts, the same may be disclosed in the respective columns to the extent information available,




CESC INFRASTRUCTURE LIMITED

Authorised Signatory

HALDIA ENERGY LIMITED

Shareholding Pattern under Regulation 31 of SEBI (Listing Obligations and Disclosure Requirements) Regulations, 2015 (Post Scheme)																			
1.	Name of Listed Entity: Haldia Energy Limited																		
2.	Scrip Code/Name of Scrip/Class of Security: NA																		
3.	Share Holding Pattern Filed under: Regulation 31(1)(b) Based on the shareholding pattern of CESC Limited as on 31.03.2017																		
4.	Declaration: The Listed entity is required to submit the following declaration to the extent of submission of information:-																		
	<table border="1"><thead><tr><th>Particulars</th><th>Yes</th><th>No</th></tr></thead><tbody><tr><td>1. Whether the Listed Entity has issued any partly paid up shares?</td><td></td><td>No</td></tr><tr><td>2. Whether the Listed Entity has issued any Convertible Securities or Warrants?</td><td></td><td>No</td></tr><tr><td>3. Whether the Listed Entity has any shares against which depository receipts are issued?</td><td></td><td>No</td></tr><tr><td>4. Whether the Listed Entity has any shares in locked-in?</td><td></td><td>No</td></tr><tr><td>5. Whether any shares held by promoters are pledge or otherwise encumbered?</td><td></td><td>No</td></tr></tbody></table>	Particulars	Yes	No	1. Whether the Listed Entity has issued any partly paid up shares?		No	2. Whether the Listed Entity has issued any Convertible Securities or Warrants?		No	3. Whether the Listed Entity has any shares against which depository receipts are issued?		No	4. Whether the Listed Entity has any shares in locked-in?		No	5. Whether any shares held by promoters are pledge or otherwise encumbered?		No
Particulars	Yes	No																	
1. Whether the Listed Entity has issued any partly paid up shares?		No																	
2. Whether the Listed Entity has issued any Convertible Securities or Warrants?		No																	
3. Whether the Listed Entity has any shares against which depository receipts are issued?		No																	
4. Whether the Listed Entity has any shares in locked-in?		No																	
5. Whether any shares held by promoters are pledge or otherwise encumbered?		No																	


HALDIA ENERGY LIMITED
Authorized Signatory




Halodia Energy Limited

Table 1 - Summary Statement holding of specified securities

Category	Category of shareholder	Nos. of shareholders	No. of fully paid up equity shares held	No. of Partly paid-up equity shares held	No. of underlying Depository Receipts	Total nos. shares held (VII)+(VI)+(V)	Shareholding as a % of total no. of shares (calculated as per SCRR, 1957)	Number of Voting Rights held in each class of securities		No. of Shares Outstanding convertible securities (including Warrants)	Shareholding, as a % assuming full conversion of convertible securities (as a percentage of diluted share capital)	Number of Locked In shares		Number of Shares pledged or otherwise encumbered		Number of equity shares held in dematerialised form
								No of Voting Rights	Class eg: X / y			No. (a)	held(b)	No. (a)	held(b)	
(I)	(II)	(III)	(IV)	(V)	(VI)	(VII)+(VI)+(V)	(VIII) As a % of (A+B+C)	(IX)	(X)	(XI) = (VII)+(X) as a % of (A+B+C)	(XII) As a % of (A+B+C)	(XIII)	(XIV)	(XV)	(XVI)	(XVII)
(A)	Promoter & Promoter Group	11	33086103	0	0	33086103	49.92%	33086103	49.92%	0	49.92%	0	0	0	0	33086103
(B)	Public	34586	33187052	0	0	33187052	50.08%	33187052	50.07%	0	50.08%	0	0	0	0	30953571
(C)	Non Promoter - Non Public	1	0	0	0	0	NA	0	0	0	NA	0	0	0	0	5366
(C1)	Shares Underlying DRs	0	0	0	0	0	0%	0	0	0	0	0	0	0	0	0
(C2)	Shares Held By Employee Trust	0	0	0	0	0	0%	0	0	0	0	0	0	0	0	0
	Total	34598	66273155	0	0	66273155	100%	66273155	99.99%	0	100.00%	0	0	0	0	64045040



HALDIA ENERGY LIMITED

 Authorised Signatory

Halidia Energy Limited

Table II - Statement showing shareholding pattern of the Promoter and Promoter Group

Category & Name of the shareholders	PAN	(i)	(ii)	(iii)	(iv)	(v)	(vi)	(vii) = (iv)+(v)+(vi)	(viii) As a % of (A+B+C2)	Number of Voting Rights held in each class of securities			(ix)	(x) = (vii)-(ix) As a % of (A+B+C2)	Shareholding, as a % assuming full conversion of convertible securities (as a percentage of diluted share capital)		(xi) = (vii)-(x) As a % of (A+B+C2)	Number of Locked in shares		(xii)	(xiii)	(xiv)								
										No. of shareholders	No. of fully paid up equity shares held	Partly paid-up equity shares held			No. of shares underlying Depository Receipts	Shareholding % calculated as per SCRR, 1957 As a % of (A+B+C2)		Class eg: X Y	Total				Total as a % of (A+B+C)	No. of Shares Underlying Outstanding convertible securities (including Warrants)	As a % of total Shares held(b)	As a % of total Shares held(b)	No. (a)	As a % of total Shares held(b)	No. (a)	As a % of total Shares held(b)
1																														
(a) Indian Individuals / Hindu Undivided Family																														
Saniw Goenka	AFFFG4699G	3	142110	0	0	0	0	142110	0.21%	0	142110	0.21%	0	0	0	0	0	0	0	0	0	0	0	142110						
Preeti Goenka	AFFFG4690B	1	129249	0	0	0	0	129249	0.20%	0	129249	0.20%	0	0	0	0	0	0	0	0	0	0	0	129249						
Avarna Goenka	AHFFG255P	1	12611	0	0	0	0	12611	0.02%	0	12611	0.02%	0	0	0	0	0	0	0	0	0	0	0	12611						
(b) Central Government / State Government(s)																														
(c) Financial Institutions / Banks																														
(d) Any Other (Specify)																														
Bodiez Corporate	AAACR3915Q	8	32943993	0	0	0	0	32943993	49.71%	0	32943993	49.71%	0	0	0	0	0	0	0	0	0	0	0	32943993						
Rainbow Investments Limited	AAACR3915Q	8	32943993	0	0	0	0	32943993	49.71%	0	32943993	49.71%	0	0	0	0	0	0	0	0	0	0	0	32943993						
Stel Holdings Limited	AADC5332H	1	1246735	0	0	0	0	1246735	1.88%	0	1246735	1.88%	0	0	0	0	0	0	0	0	0	0	0	1246735						
Goodluck Deacon Private Limited	AADCG8063F	1	843099	0	0	0	0	843099	1.27%	0	843099	1.27%	0	0	0	0	0	0	0	0	0	0	0	843099						
Saregama India Limited	AAACT9815B	1	629594	0	0	0	0	629594	0.95%	0	629594	0.95%	0	0	0	0	0	0	0	0	0	0	0	629594						
Integrated Coal Mining Limited	AAAC55584I	1	537682	0	0	0	0	537682	0.81%	0	537682	0.81%	0	0	0	0	0	0	0	0	0	0	0	537682						
Kolkata Metro Networks Limited	AABCR2354Q	1	142500	0	0	0	0	142500	0.22%	0	142500	0.22%	0	0	0	0	0	0	0	0	0	0	0	142500						
Castor Investments Limited	AAACR39163	1	125000	0	0	0	0	125000	0.19%	0	125000	0.19%	0	0	0	0	0	0	0	0	0	0	0	125000						
Dotex Merchandise Private Limited	AAACD9470A	1	20667	0	0	0	0	20667	0.03%	0	20667	0.03%	0	0	0	0	0	0	0	0	0	0	0	20667						
Sub Total (A)(1)		11	33086103	0	0	0	0	33086103	49.92%	0	33086103	49.92%	0	0	0	0	0	0	0	0	0	0	0	33086103						
2																														
(a) Individuals (Non-Resident Individuals / Foreign Individuals)																														
(b) Government																														
(c) Institutions																														
(d) Foreign Portfolio Investor																														
(e) Any Other (Specify)																														
Sub Total (A)(2)		0	0	0	0	0	0	0	0	0	0	0	0	0	0	0	0	0	0	0	0	0	0	0						
Total Shareholding Of Promoter And Promoter Group (A) = (A)(1)+(A)(2)		11	33086103	0	0	0	0	33086103	49.92%	0	33086103	49.92%	0	0	0	0	0	0	0	0	0	0	0	33086103						

Details of Shares which remain unclaimed may be given hear along with details such as number of shareholders, outstanding shares held in demat/unclaimed suspense account, voting rights which are frozen etc.

Note: (1) PAN would not be displayed on website of Stock Exchanges.

(2) The term "Encumbrance" has the same meaning as assigned under regulation 28(3) of SEBI (Substantial Acquisition of Shares and Takeovers) Regulations, 2011.




HALDIA ENERGY LIMITED
 Authorised Signatory

Table III - Statement showing shareholding pattern of the Public shareholder

Category & Name of the shareholders	PAN	(i)	(ii)	(iii)	(iv)	(v)	No. of shares underlying Depository Receipts	Shareholding % as per SCRR, 1957 As a % of (A+B+C2)	Number of Voting Rights held in each class of securities			(X)	(XI) = (VII) x (X) / (A+B+C2)	Number of Locked in shares		Number of Shares pledged or otherwise encumbered		Number of equity shares held in dematerialised form
									X	Y	Z			Total	As a % of total Shares held(b)	As a % of total Shares held(b)	As a % of total Shares held(b)	
1																		
(a)																		
Institutions																		
Mutual Fund																		
Haldia Trustee Company Limited-Haldia Equity Fund	AAATTH809A	64	11694746	0	0	0	11694746	17.64%	0	0	0	0	0	0	0	0	0	11694746
Haldia Trustee Company Limited- Haldia Top 200 Fund	AAATTH3809A		3023677	0	0	0	3023677	4.56%	0	0	0	0	0	0	0	0	0	3023677
Sri Magnum Taxgain Scheme	AAAT36407Q		2056625	0	0	0	2056625	3.10%	0	0	0	0	0	0	0	0	0	2056625
Franklin Templeton Mutual Fund A/C Franklin India Prima Fund	AAAT14931H		992805	0	0	0	992805	1.50%	0	0	0	0	0	0	0	0	0	992805
Venture Capital Funds																		
Alternate Investment Funds																		
Foreign Venture Capital Investors																		
Foreign Portfolio Investor																		
National Westminster Bank Plc As Depository Of M And G	AAFCM8974K	175	13971985	0	0	0	13971985	21.08%	0	0	0	0	0	0	0	0	0	13971985
MFS International New Discovery Fund	AAATM7284J		1811469	0	0	0	1811469	2.73%	0	0	0	0	0	0	0	0	0	1811469
Rochdale Emerging Markets-Mauritius	AAFCR3497I		810089	0	0	0	810089	1.22%	0	0	0	0	0	0	0	0	0	810089
Florida Retirement System - M&G Investment Management	AAAJF0103H		765844	0	0	0	765844	1.16%	0	0	0	0	0	0	0	0	0	765844
Abu Dhabi Investment Authority - Lqilinw	AAACA4380N		684161	0	0	0	684161	1.03%	0	0	0	0	0	0	0	0	0	684161
Financial Institutions / Banks																		
Life Insurance Corporation Of India	AAACL0592H	37	1683615	0	0	0	1683615	2.54%	0	0	0	0	0	0	0	0	0	1683615
Insurance Companies																		
Provident Funds / Pension Funds																		
Any Other (Specify)																		
Foreign Bank																		
Sub Total (B)(1)		284	27413549	0	0	0	27413549	41.35%	0	0	0	0	0	0	0	0	0	27413549
Central Government / State Government(s) / President of India																		
Central Government / State Government(s)																		
Sub Total (B)(2)		2	1176	0	0	0	1176	0.00%	0	0	0	0	0	0	0	0	0	1176
Non-institutions																		
Individuals																		
i. Individual shareholders holding nominal share capital upto Rs. 2 lakhs.																		
ii. Individual shareholders holding nominal share capital in excess of Rs. 2 lakhs.																		
Sub Total (B)(3)		32077	1984628	0	0	0	1984628	3.00%	0	0	0	0	0	0	0	0	0	1984628
Employee Trusts																		
Overseas Depositories/holding DRs (balancing figure)																		
Any Other (Specify)																		
Trusts																		
Foreign Nationals																		
Hindu Undivided Family																		
Foreign Companies																		
Non Resident Indians (Non Repat)																		
Non Resident Indians (Repatriate)																		
Uncleared Shares																		
Clearing Member																		
Bodies Corporate																		
Bank Capital Markets Ltd																		
Sub Total (B)(3)		34800	5772327	0	0	0	5772327	8.72%	0	0	0	0	0	0	0	0	0	5772327
Total Public Shareholding (B) = (B)(1)+(B)(2)+(B)(3)		34886	33187049	0	0	0	33187049	50.07%	0	0	0	0	0	0	0	0	0	33187049

Note:
 (1) PAN would not be displayed on website of Stock Exchange(s).
 (2) The above format needs to be disclosed along with the name of following persons:
 Institutions/Non Institutions holding more than 1% of total number of shares.
 (3) W.r.t. the information pertaining to Depository Receipts, the same may be disclosed in the respective columns to the extent information available and the balance to be disclosed as held by custodian.



HALDIA ENERGY LIMITED
 Authorised Signatory


Haldia Energy Limited

Table IV - Statement showing shareholding pattern of the Non Promoter- Non Public shareholder

Category & Name of the shareholders	PAN	Nos. of sharehold-ers	No. of fully paid up equity shares held	Partly paid-up equity shares held	No. of shares underlying Depository Receipts	Shareholding % as per SCRR, 1957 As a % of (A+B+C2)	Number of Voting Rights held in each class of securities			No. of Shares Underlying Outstanding convertible securities (including Warrants) [as a % of (A+B+C)]	Shareholding %, as assuming full conversion of convertible securities (including Warrants) [as a % of (A+B+C2)]	Number of Locked in shares		Number of Shares pledged or otherwise encumbered		Number of equity shares held in dematerialised form	
							No of Voting Rights securities	Class eg: X	Class eg: Y			No. (a)	% of total Shares held(b)	No. (a)	% of total Shares held(b)		
1 Custodian/DR Holder Employee Benefit Trust (under SEBI (Share based Employee Benefit) Regulations, 2014)	(i)	(iii)	(iv)	(v)	(vi)	(viii) As a % of (A+B+C2)	(ix)	(x)	(xi) = (vii)+(ix) As a % of (A+B+C2)	(xii)	(xiii)	(xiv)	(xv)	(xvi)	(xvii)	(xviii)	
		1	0	0	5366	NA	0	5366	0.01%	0	0.01%	0	0	0	0	0	5366
2 Total Non-Promoter- Non Public Shareholding (C)= (C1)+(C2)		1	0	0	5366	NA	0	5366	0.01%	0	0.01%	0	0	0	0	0	5366

Note

- (1) PAN would not be displayed on website of Stock Exchange(s).
- (2) The above format needs to disclose name of all holders holding more than 1% of total number of shares
- (3) W.r.t. the information pertaining to Depository Receipts, the same may be disclosed in the respective columns to the extent information available.



HALDIA ENERGY LIMITED
 Authorised Signatory

Haldia Energy Limited

Table I - Summary Statement holding of specified securities

Category	Category of shareholder	Nos. of shareholders	No. of fully paid up equity shares held	No. of Partly paid-up equity shares held	No. of shares underlying Depository Receipts	Total nos. shares held	Shareholding as a % of total no. of shares (calculated as per SCRR, 1957)	Number of Voting Rights held in each class of securities		No. of Shares Underlying Outstanding convertible securities (including Warrants)	Shareholding, as a % assuming full conversion of convertible securities (as a percentage of diluted share capital)	Number of Locked in shares		Number of Shares pledged or otherwise encumbered		
								Class e.g: X	Y			Total	As a % of Total Shares held(b)	No. (a)	As a % of Total Shares held(b)	No. (a)
(I)	(II)	(III)	(IV)	(V)	(VI)	(VII) = (IV)+(V)-(VI)	(VIII) As a % of (A+B+C2)	(IX)	(X)	(XI) = (VII)+(X) As a % of (A+B+C2)	(XII)	(XIII)	(XIV)			
(A)	Promoter & Promoter Group	8	1203441049	0	0	1203441049	100.00%	1203441049	0	100.00%	0	0	361032315	30%	1033441042	0
(B)	Public	0	0	0	0	0	0.00%	0	0	0.00%	0	0	0	0	0	0
(C)	Non Promoter - Non Public	0	0	0	0	0	0.00%	0	0	0.00%	0	0	0	0	0	0
(C1)	Shares Underlying DRS	0	0	0	0	0	NA	0	0	NA	0	0	0	0	0	0
(C2)	Shares Held By Employee Trust	0	0	0	0	0	0.00%	0	0	0.00%	0	0	0	0	0	0
	Total	8	1203441049	0	0	1203441049	100%	1203441049	0	100.00%	0	0	361032315	30%	1033441042	0



HALDIA ENERGY LIMITED
 Authorised Signatory

Halidia Energy Limited

Table II - Statement showing shareholding pattern of the Promoter and Promoter Group

Category & Name of the shareholders	PAN	(i)	(ii)	(iii)	(iv)	(v)	(vi)	(vii) As a % of (A+B+C2)	Number of Voting Rights held in each class of securities			Shareholding, as a % assuming full conversion of convertible securities (as a percentage of diluted share capital)	Number of Locked in shares		Number of Shares pledged or otherwise encumbered		Number of equity shares held in dematerialised form				
									No. of Nos. of shareholders	No. of fully paid up equity shares held	Partly paid-up equity shares held		No. of shares underlying Depository Receipts	Total nos. shares held	Shareholding % calculated as per SCRR, 1957 As a % of (A+B+C2)	Total as a % of (A+B+C)		No. of Shares Underlying Outstanding convertible securities (including Warrants)	As a % of total Shares held(b)	No. (a)	As a % of total Shares held(b)
1																					
(a) Indian Individuals / Hindu Undivided Family																					
(b) Central Government / State Government(s)																					
(c) Financial Institutions / Banks																					
(d) Any Other (Specify)																					
Bodies Corporate																					
CEEC Infrastructure Limited*																					
Sub Total (A)(1)																					
Foreign																					
(a) Individuals (Non-Resident Individuals / Foreign Individuals)																					
(b) Government																					
(c) Institutions																					
(d) Foreign Portfolio Investor																					
(e) Any Other (Specify)																					
Sub Total (A)(2)																					
Total Shareholding of Promoter And Promoter Group (A)= (A)(1)+(A)(2)																					

* Shares are jointly held alongwith nominee shareholders

Details of Shares which remain unclaimed may be given hear along with details such as number of shareholders, outstanding shares held in demat/unclaimed suspense account, voting rights which are frozen etc.

Note:

(1) PAN would not be displayed on website of Stock Exchange(s).

(2) The term "Encumbrance" has the same meaning as assigned under regulation 28(3) of SEBI (Substantial Acquisition of Shares and Takeovers) Regulations, 2011.



HALDIA ENERGY LIMITED

(Signature)
Authorised Signatory

Haldia Enrgy Limited

Table IV - Statement showing shareholding pattern of the Non Promoter- Non Public shareholder

Category & Name of the shareholders	PAN	Nos. of shareholders	No. of fully paid up equity shares held	Partly paid-up equity shares held	No. of shares underlying Depository Receipts	Shareholding % calculated as per SCRR, 1957 As a % of (A+B+C2)	Number of Voting Rights held in each class of securities			No. of Shares Underlying Outstanding convertible securities (including Warrants) { as a % assuming full conversion of convertible securities }	Number of Locked in shares		Number of Shares pledged or otherwise encumbered		Number of equity shares held in dematerialised form	
							No of Voting Rights	Class eg: X	Total		As a % of total Shares held(b)	No. (a)	As a % of total Shares held(b)	No. (a)		As a % of total Shares held(b)
1 Custodian/DR Holder Employee Benefit Trust (under SEBI (Share based Employee Benefits) Regulations, 2014)	(II)	(III)	(IV)	(V)	(VI)	(VII) = (IV)+(V)+(VI)	(VIII) As a % of (A+B+C2)	(IX)	(X)	(XI) = (VII)+(X) As a % of (A+B+C2)	(XII)	(XIII)	(XIV)	0		
2 Total Non-Promoter- Non Public Shareholding (C) = (C1)+(C2)		0	0	0	0	0	0 NA	0	0	0.00%	0	0 NA	0 NA	0		

Note

- (1) PAN would not be displayed on website of Stock Exchange(s).
- (2) The above format needs to disclose name of all holders holding more than 1% of total number of shares
- (3) W.r.t. the information pertaining to Depository Receipts, the same may be disclosed in the respective columns to the extent information available,



HALDIA ENERGY LIMITED
Authorised Signatory

Spem Liq Private Limited

Table I - Summary Statement holding of specified securities

Category	Category of shareholder	Nos. of shareholders	No. of fully paid up equity shares held	No. of Partly paid-up equity shares held	No. of shares underlying Depository Receipts	Total nos. shares held	Shareholding as a % of total no. of shares (calculated as per SCRR, 1957)	Number of Voting Rights held in each class of securities			No. of Shares Underlying Outstanding convertible securities (including Warrants)	Shareholding, as a % assuming full conversion of convertible securities (as a percentage of diluted share capital)	Number of Locked in shares		Number of Shares pledged or otherwise encumbered		Number of equity shares held in dematerialised form	
								No of Voting Rights					As a % of total Shares held(b)	No. (a)	As a % of total Shares held(b)	No. (a)		No. (b)
								Class eg: X	Class eg: Y	Total								
(I)	(II)	(III)	(IV)	(V)	(VI)	(VII) = (IV)+(V)+(VI)	(VIII) As a % of (A+B+C2)	(IX)	(X)	(XI) = (VII)+(X) As a % of (A+B+C2)	(XII)	(XIII)	(XIV)					
(A)	Promoter & Promoter Group	2	471028050	0	0	471028050	100.00%	0	0	100.00%	0	0	0	0	0	0	0	
(B)	Public	0	0	0	0	0	0.00%	0	0	0.00%	0	0	0	0	0	0	0	
(C)	Non Promoter - Non Public	0	0	0	0	0	0.00%	0	0	0.00%	0	0	0	0	0	0	0	
(C1)	Shares Underlying DRs	0	0	0	0	0	0.00%	0	0	0.00%	0	0	0	0	0	0	0	
(C2)	Shares Held By Employee Trust	0	0	0	0	0	0.00%	0	0	0.00%	0	0	0	0	0	0	0	
	Total	2	471028050	0	0	471028050	100%	0	0	100.00%	0	0	0	0	0	0	0	

SPEN LIQ PRIVATE LIMITED



Authorised Signatory

Spem Liq Private Limited

Table II - Statement showing shareholding pattern of the Promoter and Promoter Group

1	Category & Name of the shareholders	PAN	(i)	(ii)	(iii)	(iv)	(v)	(vi)	(vii) = (vi) + (v) + (v)	(viii) As a % of (A+B+C2)	Number of Voting Rights held in each class of securities			No. of Shares Underlying Outstanding convertible securities (including Warrants)	Shareholding as a % assuming full conversion of securities (as a percentage of diluted share capital)	Number of Locked in shares		Number of Shares pledged or otherwise encumbered		Number of equity shares held in dematerialised form			
											Total nos. shares held	Class eg: X	Class eg: Y			Total	Total as a % of (A+B+C)	No. (a)	No. (b)		No. (a)	No. (b)	
																							No of Voting Rights
(a)	Indian Individuals / Hindu Undivided Family																						
(b)	Central Government / State Government(s)																						
(c)	Financial Institutions / Banks																						
(d)	Any Other (Specify)																						
	Bodies Corporate																						
	CESC Limited*																						
	Sub Total (A1)																						
2	Foreign																						
(a)	Individuals (Non-Resident Individuals / Foreign Individuals)																						
(b)	Government																						
(c)	Institutions																						
(d)	Foreign Portfolio Investor																						
(e)	Any Other (Specify)																						
	Sub Total (A2)																						
	Total Shareholding Of Promoter And Promoter Group (A) = (A1)+(A2)																						

*Shares are jointly held alongwith nominee shareholders

Details of Shares which remain unclaimed may be given hear along with details such as number of shareholders, outstanding shares held in demat/unclaimed suspense account, voting rights which are frozen etc.

Note:

(1) PAN would not be displayed on website of Stock Exchange(s).

(2) The term "Encumbrance" has the same meaning as assigned under regulation 28(3) of SEBI (Substantial Acquisition of Shares and Takeovers) Regulations, 2011.

SPEN LIQ PRIVATE LIMITED



Authorised Signatory

Table III - Statement showing shareholding pattern of the Public shareholder

Category & Name of the shareholders	PAN	Nos. of shareholders	No. of fully paid up equity shares held	Partly paid-up equity shares held	No. of shares underlying Depository Receipts	Shareholding % calculated as per SCRR, 1957 As a % of (A+B+C2)	Number of Voting Rights held in each class of securities			Shares Underlying Outstanding convertible securities (including percentage)	Number of Locked in shares		Number of Shares pledged or otherwise encumbered		Number of equity shares held in dematerialised form
							Class eg: X	Class eg: Y	Total		No. (a)	As a % of total Shares held(b)	No. (a)	As a % of total Shares held(b)	
(i)	(ii)	(iii)	(iv)	(v)	(vi)	(vii) = (iv)+(v)+(vi)	(viii) As a % of (A+B+C2)	(ix)	(x)	(xi) = (vi)+(x)	(xii) As a % of (A+B+C2)	(xiii)	(xiv)		
1 Institutions															
(a) Mutual Fund															
(b) Venture Capital Funds															
(c) Alternate Investment Funds															
(d) Foreign Venture Capital Investors															
(e) Foreign Portfolio Investor															
(f) Financial Institutions / Banks															
(g) Insurance Companies															
(h) Provident Funds/ Pension Funds															
(i) Any Other (Specify)															
(j) Foreign Bank															
Sub Total (B)(1)															
Central Government/ State Government(s)/ President of India															
Central Government / State Government(s)															
Sub Total (B)(2)															
3 Non-Institutions															
(a) Individuals															
i. Individual shareholders holding nominal share capital up to Rs. 2 lakhs.															
ii. Individual shareholders holding nominal share capital in excess of Rs. 2 lakhs.															
iii. Individual shareholders holding nominal share capital															
(b) NBFCs registered with RBI															
(c) Employee Trusts															
(d) Overseas Depositories(holding DRs) (balancing figure)															
(e) Any Other (Specify)															
Trusts															
Foreign Nationals															
Hindu Undivided Family															
Foreign Companies															
Non Resident Indians (Non Repat)															
Non Resident Indians (Repatriation)															
Unclaimed Shares															
Cleaning Member															
Bodies Corporate															
Sub Total (B)(3)															
Total Public Shareholding (B) = (B)(1)+(B)(2)+(B)(3)															

Details of the shareholders acting as persons in Concert including their Shareholding (No. and %):

Details of Shares which remain unclaimed may be given here along with details such as number of shareholders, outstanding shares held in demat/unclaimed suspense account, voting rights which are frozen etc.

- Note: (1) PAN would not be displayed on website of Stock Exchange(s).
- (2) The above format needs to be disclosed along with the name of following persons: Institutions/Non Institutions holding more than 1% of total number of shares.
- (3) W.r.t. the information pertaining to Depository Receipts, the same may be disclosed in the respective columns to the extent information available and the balance to be disclosed as held by custodian.



SPEN LIQ PRIVATE LIMITED
 Authorised Signatory

Spem Liq Private Limited
Table IV - Statement showing shareholding pattern of the Non Promoter- Non Public shareholder

Category & Name of the shareholders	PAN	Nos. of shareholders	No. of fully paid up equity shares held	Partly paid-up equity shares held	No. of shares underlying Depository Receipts	Shareholding % calculated as per SCRR, 1957 As a % of (A+B+C2)	Number of Voting Rights held in each class of securities			Shareholding, as a % assuming full conversion of convertible securities (including Warrants) as a % of (VII)+(X) As a % of (A+B+C2)	Number of Locked in Shares		Number of Shares pledged or otherwise encumbered		Number of equity shares held in dematerialised form
							Total	Class eg: Y	Class eg: X		No. (a)	As a % of total Shares held(b)	No. (a)	As a % of total Shares held(b)	
1 Custodian/DR Holder Employee Benefit Trust (under SEBI (Share based Employee Benefit) Regulations, 2014)	(I)	(II)	(III)	(IV)	(V)	(VI)	(VII) = (IV)+(V)+(VI)	(IX)	(X)	(XI) = (VII)+(X) As a % of (A+B+C2)	(XII)	(XIII)	(XIV)	0	
2 Total Non-Promoter- Non Public Shareholding (C)= (C1)+(C2)		0	0	0	0	0	0	0	0	0.00%	0	0	0	0	

Note

- (1) PAN would not be displayed on website of Stock Exchange(s).
- (2) The above format needs to disclose name of all holders holding more than 1% of total number of shares
- (3) W.r.t. the information pertaining to Depository Receipts, the same may be disclosed in the respective columns to the extent information available,



SPEN LIQ PRIVATE LIMITED
[Signature]
Authorised Signatory

Spencer's Retail Limited

Table I - Summary Statement holding of specified securities

Category	Category of shareholder	Nos. of shareholders	No. of fully paid up equity shares held	No. of Partly paid-up equity shares held	No. of shares underlying Depository Receipts	Total nos. shares held	Shareholding as a % of total no. of shares (calculated as per SCRR, 1957)	Number of Voting Rights held in each class of securities			Shareholding, as a % assuming full conversion of convertible securities (as a percentage of diluted share capital)	Number of Locked In shares	Number of Shares pledged or otherwise encumbered	Number of equity shares held in dematerialised form				
								No of Voting Rights							No. of Shares Underlying convertible securities (including Warrants)	As a % of total Shares held (b)	As a % of total Shares held (b)	As a % of total Shares held (b)
								Class eg: X	Class eg: Y	Total								
(I)	(II)	(III)	(IV)	(V)	(VI)	(VII) = (IV)+(V)+(VI)	(VIII) As a % of (A+B+C2)	(IX)	(X)	(XI) = (VII)+(X) As a % of (A+B+C2)	(XII)	(XIII)	(XIV)					
(A)	Promoter & Promoter Group	8	296753585	0	0	296753585	100.00%	296753585	0	100.00%	0	0	0					
(B)	Public	0	0	0	0	0	0.00%	0	0	0.00%	0	0	0					
(C)	Non Promoter - Non Public	0	0	0	0	0	0.00%	0	0	0.00%	0	0	0					
(C1)	Shares Underlying DRs	0	0	0	0	0	0.00%	0	0	0.00%	0	0	0					
(C2)	Shares Held By Employee Trust	0	0	0	0	0	0.00%	0	0	0.00%	0	0	0					
	Total	8	296753585	0	0	296753585	100.00%	296753585	0	100.00%	0	0	0					

SPENCER'S RETAIL LIMITED



Authorised Signatory

Spencer's Retail Limited

Table II - Statement showing shareholding pattern of the Promoter and Promoter Group

1	Category & Name of the shareholders	(i)	(ii)	(iii)	(iv)	(v)	(vi)	(vii) = (v) + (vi) + (viii) As a % of (A+B+C2)	Number of Voting Rights held in each class of securities			No. of Shares Underlying Outstanding convertible securities (including Warrants)	Shareholding as a % assuming full conversion of convertible securities (as a percentage of diluted share capital)	Number of Locked in shares		Number of Shares pledged or otherwise encumbered		Number of equity shares held in dematerialised form	
									No. of shareholders	No. of fully paid up equity shares held	Partly paid-up equity shares held			No. of shares underlying Depository Receipts	Total nos. shares held	Shareholdin g % calculated as per SCRR, 1957 As a % of (A+B+C2)	Class eg: X		Class eg: Y
(a)		(iii)	(iv)	(v)	(vi)	(vii)	(viii)	(ix)	(x)	(xi) = (vii) + (x)	(xii)	(xiii)	(xiv)	(xv)	(xvi)	(xvii)	(xviii)	(xix)	
1	Indian Individuals / Hindu Undivided Family																		
(a)	Central Government / State Government(s)	0	0	0	0	0	0	0	0	0	0	0	0	0	0	0	0	0	0
(b)	Financial Institutions / Banks	0	0	0	0	0	0	0	0	0	0	0	0	0	0	0	0	0	0
(c)	Any Other (Specify)	8	296753585	0	0	0	0	296753585	100.00%	296753585	0	0	0	0	0	0	0	0	0
(d)	Bodies Corporate	8	296753585	0	0	0	0	296753585	100.00%	296753585	0	0	0	0	0	0	0	0	0
	CESC Limited*	8	296753585	0	0	0	0	296753585	100.00%	296753585	0	0	0	0	0	0	0	0	0
	Sub Total (A1)	8	296753585	0	0	0	0	296753585	100.00%	296753585	0	0	0	0	0	0	0	0	0
2	Foreign																		
(a)	Individuals (Non-Resident Individuals / Foreign Individuals)	0	0	0	0	0	0	0	0	0	0	0	0	0	0	0	0	0	0
(b)	Government	0	0	0	0	0	0	0	0	0	0	0	0	0	0	0	0	0	0
(c)	Institutions	0	0	0	0	0	0	0	0	0	0	0	0	0	0	0	0	0	0
(d)	Foreign Portfolio Investor	0	0	0	0	0	0	0	0	0	0	0	0	0	0	0	0	0	0
(e)	Any Other (Specify)	0	0	0	0	0	0	0	0	0	0	0	0	0	0	0	0	0	0
	Sub Total (A2)	0	0	0	0	0	0	0	0	0	0	0	0	0	0	0	0	0	0
	Total Shareholding Of Promoter And Promoter Group (A) = (A1)+(A2)	8	296753585	0	0	0	0	296753585	100.00%	296753585	0	0	0	0	0	0	0	0	0

*Shares are jointly held alongwith nominees shareholders

Details of Shares which remain unclaimed may be given hear along with details such as number of shareholders, outstanding shares held in demat/unclaimed suspense account, voting rights which are frozen etc.

Note:

(1) PAN would not be displayed on website of Stock Exchange(s).

(2) The term "Encumbrance" has the same meaning as assigned under regulation 28(3) of SEBI (Substantial Acquisition of Shares and Takeovers) Regulations, 2011.



SPENCER'S RETAIL LIMITED

Authorised Signatory

Table III - Statement showing shareholding pattern of the Public shareholder

Category & Name of the shareholders	(i)	(ii)	(iii)	(iv)	(v)	(vi)	(vii) = (iv)+(v)+(vi)	Shareholding % calculated as per SCRR, 1957 As a % of (A+B+C2)	Number of Voting Rights held in each class of securities			Total as a % of (A+B+C)	Shares Underlying full conversion of convertible securities (including percentage)	Number of Locked in shares		Number of Shares pledged or otherwise encumbered		Number of equity shares held in dematerialised form				
									Nos. of fully paid up equity shares held	Partly paid-up equity shares held	No. of shares underlying Depository Receipts			No of Voting Rights Class eg: X	Class eg: Y	Total	As a % of total Shares held(b)		No. (a)	As a % of total Shares held(b)	No. (a)	As a % of total Shares held(b)
1																						
(a)	Institutions																					
	Mutual Fund																					
(b)	Venture Capital Funds																					
(c)	Alternate Investment Funds																					
(d)	Foreign Venture Capital Investors																					
(e)	Foreign Portfolio Investor																					
(f)	Financial Institutions / Banks																					
(g)	Insurance Companies																					
(h)	Provident Funds/ Pension Funds																					
(i)	Any Other (Specify)																					
	Foreign Bank																					
	Sub Total (B)(1)																					
2	Central Government/ State Government(s)/ President of India																					
	Central Government/ State Government(s)																					
	Sub Total (B)(2)																					
3	Non-institutions																					
(a)	Individuals																					
	i. Individual shareholders holding nominal share capital up to Rs. 2 lakhs.																					
	ii. Individual shareholders holding nominal share capital in excess of Rs. 2 lakhs.																					
(b)	NBFCs registered with RBI																					
(c)	Employee Trusts																					
(d)	Overseas Depositories (holding DRs) (balancing figure)																					
(e)	Any Other (Specify)																					
	Foreign Nationals																					
	Hindu Undivided Family																					
	Foreign Companies																					
	Non Resident Indians (Non Repat)																					
	Non Resident Indians (Repatriate)																					
	Unclassified Shares																					
	Clearing Member																					
	Bodies Corporate																					
	Sub Total (B)(3)																					
	Total Public Shareholding (B) = (B)(1)+(B)(2)+(B)(3)																					

Details of the shareholders acting as persons in Concert including their Shareholding (No. and %):

Details of Shares which remain unclaimed may be given here along with details such as number of shareholders, outstanding shares held in demat/unclaimed suspense account, voting rights which are frozen etc.

Note:
 (1) PAN would not be displayed on website of Stock Exchange(s).
 (2) The above format needs to be disclosed along with the name of following persons: Institutions/Non Institutions holding more than 1% of total number of shares.
 (3) W.r.t. the information pertaining to Depository Receipts, the same may be disclosed in the respective columns to the extent information available and the balance to be disclosed as held by custodian.



SPENCER'S RETAIL LIMITED

Authorised Signatory

Spencer's Retail Limited

Table IV - Statement showing shareholding pattern of the Non Promoter- Non Public shareholder

Sl. No.	Category & Name of the shareholders	PAN	Nos. of sharehold-ers	No. of fully paid up equity shares held	Partly paid-up equity shares held	No. of shares underlyin- g Depositor Receipts	Total nos. shares held	Shareholding % calculated as per SCRR, 1957 As a % of (A+B+C2)	Number of Voting Rights held in each class of securities			No. of Shares Underlyin- g Outstanding convertible securities (including Warrants) as a	Sharehold- ing, as a % assuming conversion of convertible securities (as a	Number of Locked in shares		Number of Shares pledged or otherwise encumbered		Number of equity shares held in demateri- alised form	
									No. of Voting Rights	Class eg: X	Class eg: Y			Total	No. (a)	As a % of total Shares held(b)	No. (a)		As a % of total Shares held(b)
1	Custodian/DR Holder Employee Benefit Trust (under SEBI (Share based Employee Benefit) Regulations, 2014)	(i)	(iii)	(iv)	(v)	(vi)	(vii) = (iv)+(v)+ (vi)	(viii) As a % of (A+B+C2)				(xi) = (vii)+(x)						(xiv)	
2	Total Non-Promoter- Non Public Shareholding (C)= (C1)+(C)2		0	0	0	0	0	0 NA	0.00%	0	0	0	0.00%	0	0 NA	0 NA	0	0	

Note

- (1) PAN would not be displayed on website of Stock Exchange(s).
- (2) The above format needs to disclose name of all holders holding more than 1% of total number of shares
- (3) W.r.t. the information pertaining to Depository Receipts, the same may be disclosed in the respective columns to the extent information available.




SPENCER'S RETAIL LIMITED
 Authorised Signatory

Music World Retail Limited

Table 1 - Summary Statement holding of specified securities

Category	Category of shareholder	Nos. of shareholder shares	No. of fully paid up equity shares held	No. of Partly paid-up equity shares held	No. of shares underlying Depository Receipts	Total nos. shares held	Shareholding as a % of total no. of shares (calculated as per SCRR, 1957)	Number of Voting Rights held in each class of securities			Shareholding as a % assuming full conversion of convertible securities (as a percentage of diluted share capital)	Number of Locked in shares		Number of Shares pledged or otherwise encumbered	Number of equity shares held in dematerialised form
								Class e.g: X	Class e.g: Y	Total		As a % of total Shares held	No. (a)		
(I)	Promoter & Promoter Group	7	5000000	0	0	5000000	100.00%	0	0	5000000	100.00%	0	0	0	0
(A)	Public	0	0	0	0	0	0.00%	0	0	0	0.00%	0	0	0	0
(B)	Non Promoter - Non Public	0	0	0	0	0	0.00%	0	0	0	0.00%	0	0	0	0
(C)	Shares Underlying DRs	0	0	0	0	0	0.00%	0	0	0	0.00%	0	0	0	0
(C1)	Shares Held By Employee Trust	0	0	0	0	0	0.00%	0	0	0	0.00%	0	0	0	0
(C2)	Total	7	5000000	0	0	5000000	100%	0	0	5,000,000.00	100.00%	0	0	0	0

MUSIC WORLD RETAIL LIMITED

 Authorised Signatory



Music World Retail Limited

Table II - Statement showing shareholding pattern of the Promoter and Promoter Group

Category & Name of the shareholders	PAN	Nos. of shareholders	No. of fully paid up equity shares held	Partly paid-up equity shares held	No. of shares underlying Depository Receipts	Shareholding % calculated as per SCRR, 1957 As a % of (A+B+C2)	Number of Voting Rights held in each class of securities			No. of Shares Underlying Outstanding convertible securities (as a percentage of diluted share capital)	Number of Locked in shares		Number of Shares pledged or otherwise encumbered		Number of equity shares held in dematerialised form
							Class eg: X	Class eg: Y	Total		No. (a)	As a % of total Shares held(b)	No. (a)	As a % of total Shares held(b)	
(i)	(ii)	(iii)	(iv)	(v)	(vi)	(vii) = (iv)+(v)+ (vi)	(viii) As a % of (A+B+C2)	(ix)	(x)	(xi) = (vii)+(x)	(xii)	(xiii)	(xiv)		
1															
(a) Indian Individuals / Hindu Undivided Family															
(b) Central Government / State Government(s)															
(c) Financial Institutions / Banks															
(d) Any Other (Specify)															
Bodies Corporate															
Spencer's Retail Limited*															
Sub Total (A)(1)															
Foreign															
(a) Individuals (Non-Resident Individuals / Foreign Individuals)															
(b) Government															
(c) Institutions															
(d) Foreign Portfolio Investor															
(e) Any Other (Specify)															
Sub Total (A)(2)															
Total Shareholding Of Promoter And Promoter Group (A) = (A)(1)+(A)(2)															

*Shares are jointly held alongwith nominee shareholders

Details of Shares which remain unclaimed may be given hear along with details such as number of shareholders, outstanding shares held in demat/unclaimed suspense account, voting rights which are frozen etc.

Note:

(1) PAN would not be displayed on website of Stock Exchange(s).

(2) The term "Encumbrance" has the same meaning as assigned under regulation 28(3) of SEBI (Substantial Acquisition of Shares and Takeovers) Regulations, 2011.

MUSIC WORLD RETAIL LIMITED



Authorised Signatory

Music World Retail Limited

Table IV - Statement showing shareholding pattern of the Non Promoter- Non Public shareholder

Category & Name of the shareholders	PAN	Nos. of shareholders	No. of fully paid up equity shares held	Partly paid-up equity shares held	No. of shares underlying Depository Receipts	Shareholding % calculated as per SCRR, 1957 As a % of (A+B+C2)	Number of Voting Rights held in each class of securities			No. of Shares Underlying Outstanding convertible securities (including Warrants) (as a % assuming full conversion of convertible securities)	Shareholding % as a % of (A+B+C2)	Number of Locked in shares		Number of Shares pledged or otherwise encumbered		Number of equity shares held in dematerialised form
							Total	Class eg: X	Class eg: Y			No. (a)	As a % of total Shares held (b)	No. (a)	As a % of total Shares held (b)	
(i) Custodian/DR Holder		(ii)	(iii)	(iv)	(v)	(vi) = (iv)+(v)+ (vi)	(viii) As a % of (A+B+C2)	(ix)	(x)	(xi) = (viii)+(x)	(xii) As a % of (A+B+C2)	(xiii)	(xiv)	(xv)	(xvi)	(xvii)
Employee Benefit Trust (under SEBI (Share based Employee Benefit) Regulations, 2014)			0	0	0	0	0	0	0	0	0	0	0	0	0	0
Total Non-Promoter- Non Public Shareholding (C) = (C1)+(C2)			0	0	0	0	0	0	0	0	0	0	0	0	0	0

Note

- (1) PAN would not be displayed on website of Stock Exchange(s).
- (2) The above format needs to disclose name of all holders holding more than 1% of total number of shares
- (3) W.r.t. the information pertaining to Depository Receipts, the same may be disclosed in the respective columns to the extent information available.

MUSIC WORLD RETAIL LIMITED




Authorised Signatory

CRESCENT POWER LIMITED

Shareholding Pattern under Regulation 31 of SEBI (Listing Obligations and Disclosure Requirements), 2015 (Post Scheme)																			
1.	Name of Listed Entity: Crescent Power Limited (CPL)																		
2.	Scrip Code/Name of Scrip/Class of Security: NA																		
3.	Share Holding Pattern Filled under: Regulation 31(1)(b) Based on CPL's shareholding pattern as on 18.05.2017																		
4.	Declaration: The Listed entity is required to submit the following declaration to the extent of submission of information:-																		
	<table border="1"><thead><tr><th>Particulars</th><th>Yes</th><th>No</th></tr></thead><tbody><tr><td>1. Whether the Listed Entity has issued any partly paid up shares?</td><td></td><td>No</td></tr><tr><td>2. Whether the Listed Entity has issued any Convertible Securities or Warrants?</td><td></td><td>No</td></tr><tr><td>3. Whether the Listed Entity has any shares against which depository receipts are issued?</td><td></td><td>No</td></tr><tr><td>4. Whether the Listed Entity has any shares in locked-in?</td><td></td><td>No</td></tr><tr><td>5. Whether any shares held by promoters are pledge or otherwise encumbered?</td><td></td><td>No</td></tr></tbody></table>	Particulars	Yes	No	1. Whether the Listed Entity has issued any partly paid up shares?		No	2. Whether the Listed Entity has issued any Convertible Securities or Warrants?		No	3. Whether the Listed Entity has any shares against which depository receipts are issued?		No	4. Whether the Listed Entity has any shares in locked-in?		No	5. Whether any shares held by promoters are pledge or otherwise encumbered?		No
Particulars	Yes	No																	
1. Whether the Listed Entity has issued any partly paid up shares?		No																	
2. Whether the Listed Entity has issued any Convertible Securities or Warrants?		No																	
3. Whether the Listed Entity has any shares against which depository receipts are issued?		No																	
4. Whether the Listed Entity has any shares in locked-in?		No																	
5. Whether any shares held by promoters are pledge or otherwise encumbered?		No																	

CRESCENT POWER LIMITED

Authorised Signatory



Crescent Power Limited

Table I - Summary Statement holding of specified securities

Category	No. of Shareholders	No. of fully paid up equity shares held	No. of Partly paid-up equity shares held	No. of shares underlying Depository Receipts	Total nos. shares held	Shareholding as a % of total no. of shares (calculated as per SCRR, 1957)	Number of Voting Rights held in each class of securities		No. of Shares Underlying Outstanding convertible securities (including Warrants)	Shareholding, as a % assuming full conversion of convertible securities (as a percentage of diluted share capital)	Number of Locked in shares		Number of Shares pledged or otherwise encumbered	
							Class eg. X	Class eg. Y Total			No. (a)	held(b)	No. (a)	held(b)
(I)		(IV)	(V)	(VI)	(VII) = (IV)+(V)+(VI)	(VIII) As a % of (A+B+C2)	(IX)	(X)	(XI) As a % of (A+B+C2)	(XII)	(XIII)	(XIV)		
(A) Promoter & Promoter Group	8	60000000	0	0	60000000	100.00%	60000000	0	100.00%	0	0	0	0	
(B) Public	0	0	0	0	0	0.00%	0	0	0.00%	0	0	0	0	
(C) Non Promoter - Non Public	0	0	0	0	0	0.00%	0	0	0.00%	0	0	0	0	
(C1) Shares Underlying DRs	0	0	0	0	0	0.00%	0	0	0.00%	0	0	0	0	
(C2) Shares Held By Employee Trust	0	0	0	0	0	0.00%	0	0	0.00%	0	0	0	0	
Total	8	60000000	0	0	60000000	100%	60000000	0	100.00%	0	0	0	0	

CRESCENT POWER LIMITED



Authorised Signatory


Crescent Power Limited
Table II - Statement showing shareholding pattern of the Promoter and Promoter Group

1	Category & Name of the shareholders	PAN	(i)	(ii)	Nos. of shareholders	No. of fully paid up equity shares held	Partly paid-up equity shares held	No. of shares underlying Depository Receipts	Shareholding % calculated as per SCRR, 1957 As a % of (A+B+C2)	Number of Voting Rights held in each class of securities			No. of Shares Underlying convertible securities (as a percentage of diluted share capital)	Shareholding as a % assuming full conversion of securities (as a % of (A+B+C2))	Number of Locked in shares		Number of Shares pledged or otherwise encumbered		Number of equity shares held in dematerialized form	
										Class eg: X	Class eg: Y	Total			Total as a % of (A+B+C)	No. (a)	As a % of total Shares held(b)	No. (a)		As a % of total Shares held(b)
(a)	Indian Individuals / Hindu Undivided Family		0	0	0	0	0	0	0.00%	0	0.00%	0	0.00%	0	0	0	0	0	0	
(b)	Central Government / State Government(s)		0	0	0	0	0	0	0.00%	0	0.00%	0	0.00%	0	0	0	0	0	0	
(c)	Financial Institutions / Banks		0	0	0	0	0	0	0.00%	0	0.00%	0	0.00%	0	0	0	0	0	0	
(d)	Any Other (Specify)		8	60000000	0	0	0	0	100.00%	60000000	100.00%	0	100.00%	0	0	0	0	0	0	
	Bodfos Corporate		8	60000000	0	0	0	0	100.00%	60000000	100.00%	0	100.00%	0	0	0	0	0	0	
	CESC Limited*		7	40700000	0	0	0	0	67.83%	40700000	67.83%	0	67.83%	0	0	0	0	0	0	
	Integrated Coal Mining Limited		1	19300000	0	0	0	0	32.17%	19300000	32.17%	0	32.17%	0	0	0	0	0	0	
	Sub Total (A)(1)		8	60000000	0	0	0	0	100.00%	60000000	100.00%	0	100.00%	0	0	0	0	0	0	
	Foreign		0	0	0	0	0	0	0.00%	0	0.00%	0	0.00%	0	0	0	0	0	0	
(a)	Individuals (Non-Resident Individuals / Foreign Individuals)		0	0	0	0	0	0	0.00%	0	0.00%	0	0.00%	0	0	0	0	0	0	
(b)	Government		0	0	0	0	0	0	0.00%	0	0.00%	0	0.00%	0	0	0	0	0	0	
(c)	Institutions		0	0	0	0	0	0	0.00%	0	0.00%	0	0.00%	0	0	0	0	0	0	
(d)	Foreign Portfolio Investor		0	0	0	0	0	0	0.00%	0	0.00%	0	0.00%	0	0	0	0	0	0	
(e)	Any Other (Specify)		0	0	0	0	0	0	0.00%	0	0.00%	0	0.00%	0	0	0	0	0	0	
	Sub Total (A)(2)		0	0	0	0	0	0	0.00%	0	0.00%	0	0.00%	0	0	0	0	0	0	
	Total Shareholding Of Promoter And Promoter Group (A) = (A)(1)+(A)(2)		8	60000000	0	0	0	0	100.00%	60000000	100.00%	0	100.00%	0	0	0	0	0	0	

*Shares are jointly held alongwith nominee shareholders

Note:

- (1) PAN would not be displayed on website of Stock Exchanges.
- (2) The term "Encumbrance" has the same meaning as assigned under regulation 28(3) of SEBI (Substantial Acquisition of Shares and Takeovers) Regulations, 2011.




CRESCENT POWER LIMITED
[Signature]
Authorised Signatory

Table III - Statement showing shareholding pattern of the Public shareholder

Category & Name of the shareholders	PAN	(i)	(ii)	(iii)	(iv)	(v)	(vi)	(vii) = (iv)+(v)+(vi)	Shareholding % calculated as per SCRR, 1957 As a % of (A+B+C2)	Number of Voting Rights held in each class of securities			Total as a % of (A+B+C)	Shares Underlying Outstanding convertible securities (including percentage)	As a % assuming full conversion of convertible securities (as a percentage)	Number of Locked in shares		Number of Shares pledged or otherwise encumbered		Number of equity shares held in dematerialised form					
										No. of sharehold	Nos. of fully paid up equity shares held	Partly paid-up equity shares held				No. of shares underlying Depository Receipts	Class eg: X	Class eg: Y	Total		As a % of total Shares held(b)	No. (a)	As a % of total Shares held(b)	No. (a)	As a % of total Shares held(b)
1																									
(a) Institutions Mutual Fund																									
(b) Venture Capital Funds																									
(c) Alternate Investment Funds																									
(d) Foreign Venture Capital Investors																									
(e) Foreign Portfolio Investor																									
(f) Financial Institutions / Banks																									
(g) Insurance Companies																									
(h) Provident Funds/ Pension Funds																									
(i) Any Other (Specify)																									
(j) Foreign Bank																									
(k) Sub Total (B)(1)																									
2																									
(a) Central Government/ State Government(s)/ President of India																									
(b) Central Government / State Government(s)																									
(c) Sub Total (B)(2)																									
3																									
(a) Non-institutions																									
(b) i. Individual shareholders holding nominal share capital up to Rs. 2 lakhs.																									
(c) ii. Individual shareholders holding nominal share capital in excess of Rs. 2 lakhs.																									
(d) NBFCs registered with RBI																									
(e) Employee Trusts																									
(f) Overseas Depositories(holding DRs) (balancing figure)																									
(g) Any Other (Specify)																									
(h) Trusts																									
(i) Foreign Nationals																									
(j) Hindu Undivided Family																									
(k) Foreign Companies																									
(l) Non Resident Indians (Non Repat)																									
(m) Non Resident Indians (Repeat)																									
(n) Unclaimed Shares																									
(o) Clearing Member																									
(p) Bodies Corporate																									
(q) Sub Total (B)(3)																									
(r) Total Public Shareholding (B) = (B)(1)+(B)(2)+(B)(3)																									

Note:
 (1) PAN would not be displayed on website of Stock Exchange(s).
 (2) The above format needs to be disclosed along with the name of following persons: Institutions/Non institutions holding more than 1% of total number of shares.
 (3) W.r.t. the information pertaining to Depository Receipts, the same may be disclosed in the respective columns to the extent information available and the balance to be disclosed as per by regulation.





Crescent Power Limited
Table IV - Statement showing shareholding pattern of the Non Promoter- Non Public shareholder

Category & Name of the shareholders	PAN	Nos. of sharehold-ers	No. of fully paid up equity shares held	Partly paid-up equity shares held	No. of shares underlying Depository Receipts	Shareholding % calculated as per SCRR, 1957 As a % of (A+B+C2)	Number of Voting Rights held in each class of securities			No. of Shares Underlying Outstanding convertible securities (including Warrants) as a % assuming full conversion of convertible securities held (as a % of (A+B+C2))	Number of Locked in shares		Number of Shares pledged or otherwise encumbered		Number of equity shares held in dematerialised form		
							No of Voting Rights	Class eg: X	Class eg: Y		Total	Total as a % of (A+B+C)	No. (a)	As a % of total Shares held(b)		No. (a)	As a % of total Shares held(b)
(I) Custodian/DR Holder		(iii)	(iv)	(v)	(vi)	(viii) As a % of (A+B+C2)	(ix)	(x)	(xi)+(x)	(xii)	(xiii)	(xiv)					
Employee Benefit Trust (under SEBI (Share based Employee Benefit) Regulations, 2014)		0	0	0	0	0 NA	0	0	0	0	0 NA	0	0				
Total Non-Promoter- Non Public Shareholding (C)= (C1)+(C2)		0	0	0	0	0 NA	0	0	0	0	0 NA	0	0				

Note

- (1) PAN would not be displayed on website of Stock Exchange(s).
- (2) The above format needs to disclose name of all holders holding more than 1% of total number of shares
- (3) W.r.t. the information pertaining to Depository Receipts, the same may be disclosed in the respective columns to the extent information available.

CRESCENT POWER LIMITED

Authorised Signatory



CRESCENT POWER LIMITED

Shareholding Pattern under Regulation 31 of SEBI (Listing Obligations and Disclosure Requirements) Regulations, 2015																			
1.	Name of Listed Entity: Crescent Power Limited																		
2.	Scrip Code/Name of Scrip/Class of Security: NA																		
3.	Share Holding Pattern Filed under: Regulation 31(1)(b) As on 18 May, 2017																		
4.	Declaration: The Listed entity is required to submit the following declaration to the extent of submission of information:-																		
	<table border="1"><thead><tr><th>Particulars</th><th>Yes</th><th>No</th></tr></thead><tbody><tr><td>1 Whether the Listed Entity has issued any partly paid up shares?</td><td></td><td>No</td></tr><tr><td>2 Whether the Listed Entity has issued any Convertible Securities or Warrants?</td><td></td><td>No</td></tr><tr><td>3 Whether the Listed Entity has any shares against which depository receipts are issued?</td><td></td><td>No</td></tr><tr><td>4 Whether the Listed Entity has any shares in locked-in?</td><td></td><td>No</td></tr><tr><td>5 Whether any shares held by promoters are pledge or otherwise encumbered?</td><td></td><td>No</td></tr></tbody></table>	Particulars	Yes	No	1 Whether the Listed Entity has issued any partly paid up shares?		No	2 Whether the Listed Entity has issued any Convertible Securities or Warrants?		No	3 Whether the Listed Entity has any shares against which depository receipts are issued?		No	4 Whether the Listed Entity has any shares in locked-in?		No	5 Whether any shares held by promoters are pledge or otherwise encumbered?		No
Particulars	Yes	No																	
1 Whether the Listed Entity has issued any partly paid up shares?		No																	
2 Whether the Listed Entity has issued any Convertible Securities or Warrants?		No																	
3 Whether the Listed Entity has any shares against which depository receipts are issued?		No																	
4 Whether the Listed Entity has any shares in locked-in?		No																	
5 Whether any shares held by promoters are pledge or otherwise encumbered?		No																	




CRESCENT POWER LIMITED
Authorized Signatory

Crescent Power Limited

Table 1 - Summary Statement holding of specified securities

Category	Category of shareholder	Nos. of shareholders	No. of fully paid up equity shares held	No. of Partly paid-up equity shares held	No. of shares underlying Depository Receipts	Shareholding as a % of total no. of shares (calculated as per SCRR, 1957)	Number of Voting Rights held in each class of securities			Shareholding, as a % assuming full conversion of convertible securities (as a percentage of diluted share capital)	Number of Locked in shares		Number of Shares pledged or otherwise encumbered	
							Class eg: X	Class eg: Y	Total		Total as a % of (A+B+C)	(X)	(XII)	(XIII)
		(iii)	(iv)	(v)	(vi)	(vii) = (iv)+(v)+(vi)	(viii) As a % of (A+B+C2)	(ix)	(x)	(xi) = (vii)/(x) As a % of (A+B+C2)	(xii)	(xiii)	(xiv)	
(A)	Promoter & Promoter Group	8	60000000	0	0	60000000	100.00%	60000000	0	100.00%	0	0	0	
(B)	Public	0	0	0	0	0	0.00%	0	0	0.00%	0	0	0	
(C)	Non Promoter - Non Public	0	0	0	0	0	0.00%	0	0	0.00%	0	0	0	
(C1)	Shares Underlying DRs	0	0	0	0	0	0.00%	0	0	0.00%	0	0	0	
(C2)	Shares Held By Employee Trust	0	0	0	0	0	0.00%	0	0	0.00%	0	0	0	
	Total	8	60000000	0	0	60000000	100%	60000000	0	100.00%	0	0	0	

CRESCENT POWER LIMITED



Authorised Signatory

Crescent Power Limited

Table II - Statement showing shareholding pattern of the Promoter and Promoter Group

Sl. No.	Category & Name of the shareholders	PAN	(i)	(ii)	(iii)	(iv)	(v)	(vi)	(vii) = (iv)+(v)+(vi)	(viii) As a % of (A+B+C2)	Number of Voting Rights held in each class of securities			Shareholding, as a % assuming full conversion of securities (as a percentage of diluted share capital)	Number of Locked in shares		Number of Shares pledged or otherwise encumbered	Number of equity shares held in dematerialised form					
											No. of shareholders	No. of fully paid up equity shares held	Partly paid-up equity shares held		No. of shares underlying Depository Receipts	Shareholding % calculated as per SCRR, 1957 As a % of (A+B+C2)			No of Voting Rights		No. of Shares Underlying Outstanding convertible securities (including Warrants)	As a % of total Shares held(b)	No. (a)
																			Class eg: X	Class eg: Y			
1	Indian																						
(a)	Individuals / Hindu Undivided Family																						
(b)	Central Government / State Government(s)																						
(c)	Financial Institutions / Banks																						
(d)	Any Other (Specify)																						
	Bodies Corporate																						
	CESC Limited*	AABC2903N	8	60000000	0	0	0	60000000	100.00%	100.00%	60000000	0	60000000	100.00%	0	0	0	0	0				
	Integrated Coal Mining Limited	AAAC15584L	7	40700000	0	0	0	40700000	67.83%	67.83%	40700000	0	40700000	67.83%	0	0	0	0	0				
	Sub Total (A)(1)		1	19300000	0	0	0	19300000	32.17%	32.17%	19300000	0	19300000	32.17%	0	0	0	0	0				
	Foreign																						
	Sub Total (A)(2)		8	60000000	0	0	0	60000000	100.00%	100.00%	60000000	0	60000000	100.00%	0	0	0	0	0				
2	Individuals (Non-Resident Individuals / Foreign Individuals)																						
(a)	Government																						
(b)	Institutions																						
(c)	Foreign Portfolio Investor																						
(d)	Any Other (Specify)																						
(e)	Sub Total (A)(2)		0	0	0	0	0	0	0.00%	0.00%	0	0	0	0.00%	0	0	0	0	0				
	Total Shareholding Of Promoter And Promoter Group (A) = (A)(1)+(A)(2)		8	60000000	0	0	0	60000000	100.00%	100.00%	60000000	0	60000000	100.00%	0	0	0	0	0				

*Shares are jointly held alongwith nominee shareholders

Note:

(1) PAN would not be displayed on website of Stock Exchange(s).

(2) The term "Encumbrance" has the same meaning as assigned under regulation 28(3) of SEBI (Substantial Acquisition of Shares and Takeovers) Regulations, 2011.



Crescent Power Limited
Table III - Statement showing shareholding pattern of the Public shareholder

Category & Name of the shareholders	PAN	(i)	(ii)	(iii)	(iv)	(v)	No. of shares underlying Depository Receipts held	(vi)	(vii) = (iv)+(v)+(vi) As a % of (A+B+C2)	(ix)			(x)	(xii)		(xiii)		(xiv)	
										Number of Voting Rights held in each class of securities				Shares Underlying Outstanding convertible securities (including percentage)	Number of Locked in shares	Number of Shares pledged or otherwise encumbered			Number of equity shares held in dematerialised form
										No of Voting Rights Class eg: X	Class eg: Y	Total				As a % of total Shares held(b)	No. (a)		
1																			
(a)	Institutions																		
	Mutual Fund																		
(b)	Venture Capital Funds																		
(c)	Alternate Investment Funds																		
(d)	Foreign Venture Capital Investors																		
(e)	Foreign Portfolio Investor																		
(f)	Financial Institutions / Banks																		
(g)	Insurance Companies																		
(h)	Provident Funds/ Pension Funds																		
(i)	Any Other (Specify)																		
	Foreign Bank																		
	Sub Total (B)(1)																		
2	Central Government/ State Government(s)/ President of India																		
	Central Government / State Government(s)																		
	Sub Total (B)(2)																		
3	Non-institutions																		
(a)	Individuals																		
	i. Individual shareholders holding nominal share capital up to Rs. 2 lakhs.																		
	ii. Individual shareholders holding nominal share capital in excess of Rs. 2 lakhs.																		
(b)	NBFCs registered with RBI																		
(c)	Employee Trusts																		
(d)	Overseas Depositories(holding DRs) (balancing figure)																		
	Any Other (Specify)																		
(e)	Trusts																		
	Foreign Nationals																		
	Hindu Undivided Family																		
	Foreign Companies																		
	Non Resident Indians (Non Repat)																		
	Non Resident Indians (Repatriation)																		
	Unclaimed Shares																		
	Clearing Member																		
	Bodies Corporate																		
	Sub Total (B)(3)																		
	Total Public Shareholding (B) = (B)(1)+(B)(2)+(B)(3)																		

Note:
 (1) PAN would not be displayed on website of Stock Exchange(s).
 (2) The above format needs to be disclosed along with the name of following persons:
 Institutions/Non Institutions holding more than 1% of total number of shares.
 (3) W.r.t. the information pertaining to Depository Receipts, the same may be disclosed in the respective columns to the extent information available and the balance to be disclosed as held by custodian.



CRESCENT POWER LIMITED
 Authorised Signatory

Crescent Power Limited

Table IV - Statement showing shareholding pattern of the Non Promoter- Non Public shareholder

Sl. No.	Category & Name of the shareholders	PAN	Nos. of sharehold-ers	No. of fully paid up equity shares held	Partly paid-up equity shares held	No. of shares underlying Depository Receipts	Shareholding % calculated as per SCRR, 1957 As a % of (A+B+C2)	Number of Voting Rights held in each class of securities			Shareholding % assuming full conversion of convertible securities (including Warrants) as a % of (VII)+(X) As a % of (A+B+C2)	Number of Locked in shares		Number of Shares pledged or otherwise encumbered		Number of equity shares held in dematerialised form				
								No of Voting Rights	Class eg: X	Class eg: Y		Total of (A+B+C)	No. (a)	As a % of total Shares held(b)	No. (a)		As a % of total Shares held(b)			
																		Total	No. (a)	As a % of total Shares held(b)
1	Custodian/DR Holder Employee Benefit Trust (under SEBI (Share based Employee Benefits) Regulations, 2014)		(ii)	(iii)	(iv)	(v)	(vi)	(vii) = (iv)+(v)+(vi)	(viii) As a % of (A+B+C2)	(ix)	(x)	(xi) = (vii)+(x)	(xii) As a % of (A+B+C2)	(xiii)	(xiv)	0				
2	Total Non-Promoter- Non Public Shareholding (C) = (C1)+(C)2			0	0	0	0	0	0.00%	0	0	0	0	0	0	0	0			

Note

- (1) PAN would not be displayed on website of Stock Exchange(s).
- (2) The above format needs to disclose name of all holders holding more than 1% of total number of shares
- (3) W.r.t. the information pertaining to Depository Receipts, the same may be disclosed in the respective columns to the extent information available,



CRESCENT POWER LIMITED

Authorised Signatory

NEW RISING PROMOTERS PRIVATE LIMITED

Shareholding Pattern under Regulation 31 of SEBI (Listing Obligations and Disclosure Requirements) Regulations, 2015																			
1.	Name of Listed Entity: New Rising Promoter Private Limited																		
2.	Scrip Code/Name of Scrip/Class of Security: NA																		
3.	Share Holding Pattern Filed under: Regulation 31(1)(b) As on 18 May, 2017																		
4.	Declaration: The Listed entity is required to submit the following declaration to the extent of submission of information:-																		
	<table border="1"><thead><tr><th>Particulars</th><th>Yes</th><th>No</th></tr></thead><tbody><tr><td>1. Whether the Listed Entity has issued any partly paid up shares?</td><td></td><td>No</td></tr><tr><td>2. Whether the Listed Entity has issued any Convertible Securities or Warrants?</td><td></td><td>No</td></tr><tr><td>3. Whether the Listed Entity has any shares against which depository receipts are issued?</td><td></td><td>No</td></tr><tr><td>4. Whether the Listed Entity has any shares in locked-in?</td><td></td><td>No</td></tr><tr><td>5. Whether any shares held by promoters are pledge or otherwise encumbered?</td><td></td><td>No</td></tr></tbody></table>	Particulars	Yes	No	1. Whether the Listed Entity has issued any partly paid up shares?		No	2. Whether the Listed Entity has issued any Convertible Securities or Warrants?		No	3. Whether the Listed Entity has any shares against which depository receipts are issued?		No	4. Whether the Listed Entity has any shares in locked-in?		No	5. Whether any shares held by promoters are pledge or otherwise encumbered?		No
Particulars	Yes	No																	
1. Whether the Listed Entity has issued any partly paid up shares?		No																	
2. Whether the Listed Entity has issued any Convertible Securities or Warrants?		No																	
3. Whether the Listed Entity has any shares against which depository receipts are issued?		No																	
4. Whether the Listed Entity has any shares in locked-in?		No																	
5. Whether any shares held by promoters are pledge or otherwise encumbered?		No																	

Post-scheme shareholding pattern shall not be applicable as the company is proposed to be amalgamated.



NEW RISING PROMOTERS PRIVATE LIMITED

Authorised Signatory

New Rising Promoter Private Limited

Table I - Summary Statement holding of specified securities

Category	Category of shareholder	Nos. of shareholders	No. of fully paid up equity shares held	No. of Partly paid-up equity shares held	No. of shares underlying Depository Receipts	Total nos. shares held	Shareholding as a % of total no. of shares (calculated as per SCRR, 1957)	Number of Voting Rights held in each class of securities			No. of Shares Underlying Outstanding convertible securities (including Warrants)	Shareholding, as a % assuming full conversion of convertible securities (as a percentage of diluted share capital)	Number of Locked In shares		Number of Shares pledged or otherwise encumbered		Number of equity shares held in dematerialised form	
								Class eg: X	Y	Total			As a % of total Shares held(b)	No. (a)	As a % of total Shares held(b)	No. (a)		No. (b)
(i)	(ii)	(iii)	(iv)	(v)	(vi)	(vii) = (iv)+(v)+(vi)	(viii) As a % of (A+B+C2)	(ix)	(x)	(xi) = (vii)-(x) As a % of (A+B+C2)	(xii)	(xiii)	(xiv)					
(A)	Promoter & Promoter Group	2	2510000	0	0	2510000	100.00%	0	2510000	100.00%	0	0	0	0	0	0	0	0
(B)	Public	0	0	0	0	0	0.00%	0	0	0.00%	0	0	0	0	0	0	0	0
(C)	Non Promoter - Non Public	0	0	0	0	0	0.00%	0	0	0.00%	0	0	0	0	0	0	0	0
(C1)	Shares Underlying DRs	0	0	0	0	0	0.00%	0	0	0.00%	0	0	0	0	0	0	0	0
(C2)	Shares Held By Employee Trust	0	0	0	0	0	0.00%	0	0	0.00%	0	0	0	0	0	0	0	0
	Total	2	2510000	0	0	2510000	100%	0	2510000	100.00%	0	0	0	0	0	0	0	0

NEW RISING PROMOTERS PRIVATE LIMITED

Authorised Signatory



New Rising Promoter Private Limited
Table II - Statement showing shareholding pattern of the Promoter and Promoter Group

Category & Name of the shareholders	PAN	(i)	(ii)	(iii)	(iv)	(v)	No. of shares underlying Depository Receipts	Total nos. shares held (VI) = (V)+(VII)	Shareholding % calculated as per SCRR, 1957 As a % of (A+B+C2)	Number of Voting Rights held in each class of securities			No. of Shares Underlying Outstanding convertible securities (as a percentage of diluted share capital)	Number of Locked in shares		Number of Shares pledged or otherwise encumbered		Number of equity shares held in dematerialised form				
										Nos. of shareholders	No. of fully paid up equity shares held	Partly paid-up equity shares held		No of Voting Rights			As a % of total Shares held (b)		No. (a)	As a % of total Shares held (b)	No. (a)	As a % of total Shares held (b)
														Class eg: X	Class eg: Y	Total						
1																						
(a) Indian Individuals / Hindu Undivided Family																						
(b) Central Government / State Government(s)																						
(c) Financial Institutions / Banks																						
(d) Any Other (Specify)																						
Bodies Corporate																						
Crescent Power Limited*																						
Sub Total (A)(1)																						
2 Foreign																						
(a) Individuals (Non-Resident Individuals / Foreign Individuals)																						
(b) Government																						
(c) Institutions																						
(d) Foreign Portfolio Investor																						
(e) Any Other (Specify)																						
Sub Total (A)(2)																						
Total Shareholding Of Promoter And Promoter Group (A) = (A)(1)+(A)(2)																						

*Shares are jointly held alongwith nominee shareholders
 Details of Shares which remain unclaimed may be given hear along with details such as number of shareholders, outstanding shares held in demat/unclaimed suspense account, voting rights which are frozen etc.

Note:

- (1) PAN would not be displayed on website of Stock Exchange(s).
- (2) The term "Encumbrance" has the same meaning as assigned under regulation 28(3) of SEBI (Substantial Acquisition of Shares and Takeovers) Regulations, 2011.

NEW RISING PROMOTERS PRIVATE LIMITED



Authorised Signatory

New Rising Promoter Private Limited

Table III - Statement showing shareholding pattern of the Public shareholder

Category & Name of the shareholders	PAN	(i)	(ii)	(iii)	(iv)	(v)	No. of shares underlying Depository Receipts held	Shareholding % calculated as per SCRR, 1957 As a % of (A+B+C2)	Number of Voting Rights held in each class of securities			Shares Underlying full conversion of convertible securities (including Percentage)	Number of Locked in shares		Number of Shares pledged or otherwise encumbered		Number of equity shares held in dematerialised form	
									No. of Voting Rights	Class eg: X	Total		As a % of total Shares held(b)	No. (a)	As a % of total Shares held(b)	No. (a)		As a % of total Shares held(b)
										(XII)	(XIII)	(XIV)						
1	Institutions						(VI) = (IV)+(V)+ Depository Receipts held	(VII) = (IV)+(V)+ (VI) As a % of (A+B+C2)	(IX)	(X)	(XII)	(XIII)	(XIV)					
(a)	Mutual Fund																	
(b)	Venture Capital Funds																	
(c)	Alternate Investment Funds																	
(d)	Foreign Venture Capital Investors																	
(e)	Foreign Portfolio Investor																	
(f)	Financial Institutions / Banks																	
(g)	Insurance Companies																	
(h)	Provident Funds/ Pension Funds																	
(i)	Any Other (Specify)																	
	Foreign Bank																	
	Sub Total (B)(1)																	
	Central Government/ State Government(s)/ President of India																	
2	Central Government / State Government(s)																	
	Sub Total (B)(2)																	
3	Non-institutions																	
(a)	Individuals																	
	i. Individual shareholders holding nominal share capital up to Rs. 2 lakhs.																	
	ii. Individual shareholders holding nominal share capital in excess of Rs. 2 lakhs.																	
(b)	NBFCs registered with RBI																	
(c)	Employee Trusts																	
(d)	Overseas Depositories(holding DRs) (balancing figure)																	
(e)	Any Other (Specify)																	
	Trusts																	
	Foreign Nationals																	
	Hindu Undivided Family																	
	Foreign Companies																	
	Non Resident Indians (Non Repat)																	
	Non Resident Indians (Repatriate)																	
	Unclaimed Shares																	
	Clearing Member																	
	Bodies Corporate																	
	Sub Total (B)(3)																	
	Total Public Shareholding (B) = (B)(1)+(B)(2)+(B)(3)																	

Details of the shareholders acting as persons in Concert including their Shareholding (No. and %):

Details of Shares which remain unclaimed may be given here along with details such as number of shareholders, outstanding shares held in demat/unclaimed suspense account, voting rights which are frozen etc.

- Note:
- (1) PAN would not be displayed on website of Stock Exchange(s).
 - (2) The above format needs to be disclosed along with the name of following persons: Institutions/Non Institutions holding more than 1% of total number of shares.
 - (3) W.r.t. the information pertaining to Depository Receipts, the same may be disclosed in the respective columns to the extent information available and the balance to be disclosed as held by custodian.



NEW RISING PROMOTERS PRIVATE LIMITED

Authorized Signatory

New Rising Promoter Private Limited

Table IV - Statement showing shareholding pattern of the Non Promoter- Non Public shareholder

Category & Name of the shareholders	PAN	Nos. of shareholders	No. of fully paid up equity shares held	Partly paid-up equity shares held	No. of shares underlying Depository Receipts	Shareholding % calculated as per SCRR, 1957 As a % of (A+B+C2)	Number of Voting Rights held in each class of securities			No. of Shares Underlying Outstanding convertible securities (including Warrants) (as a % assuming full conversion of convertible securities (including Warrants))	Shareholding, as a % of total Shares held (b) (XII)	Number of Shares pledged or otherwise encumbered		Number of equity shares held in dematerialised form		
							No of Voting Rights					No. (a)	As a % of total Shares held(b)		No. (a)	As a % of total Shares held(b)
							Class eg: X	Class eg: Y	Total							
1. Custodian/DR Holder		(i)	(iii)	(iv)	(v)	(vi) = (iv)+(v)+ (vi)	(viii) As a % of (A+B+C2)	(ix)	(x)	(xi) = (viii)+(x)	(xii)	(xiii)	(xiv)	0		
Employee Benefit Trust (under SEBI (Share based Employee Benefit) Regulations, 2014)			0	0	0	0	0 NA	0	0	0.00%	0	0 NA	0	0		
2. Total Non-Promoter- Non Public Shareholding (C)= (C1)+(C)2			0	0	0	0	0 NA	0	0	0.00%	0	0 NA	0	0		

Note

- (1) PAN would not be displayed on website of Stock Exchange(s).
- (2) The above format needs to disclose name of all holders holding more than 1% of total number of shares
- (3) W.r.t. the information pertaining to Depository Receipts, the same may be disclosed in the respective columns to the extent information available.

NEW RISING PROMOTERS PRIVATE LIMITED



Authorised Signatory