

CESC PROPERTIES LIMITED

DIRECTORS' REPORT

The Directors present the Eight Annual Report and Audited Accounts of CESC Properties Limited for the year ended 31 March 2014.

FINANCIAL RESULTS

	(₹ in lacs)	(₹ in lacs)
	2013-14	2012-13
Revenue from Mall Operations	1362.70	-
Other Income	315.48	51.13
Total Revenue	1678.18	51.13
Total Expenses	3666.22	228.30
Profit / (Loss) before Tax	(1988.04)	(177.17)
Provision of Taxation	-	-
Profit / (Loss) after Tax	(1988.04)	(177.17)
Balance carried to Balance Sheet	(2410.51)	(422.47)

OPERATIONS

During the year, company launched Kolkata's first upscale shopping mall, the Quest. Quest has a total built-up area of about 700,000 square feet with shops, retail outlets, entertainment zone, multiples, food court and fine dining in seven floors opened with a thirteen level car park with facilities for parking about 900 cars. Shop licenses have been selectively awarded based on brand mix and positioning to create the zoning. At the end of the year, occupancy was about 85% of retail area with multiple anchors. The entire ground floor is dedicated to international luxury brands which include Gucci, Canali and Burberry. The remaining space is almost tied up with 95% occupancy expected within the first quarter of 2014.15.

Quest has won several awards and accolades which highlight the differentiation it has achieved in the market. These include:

- 'IMAGES Most Admired Shopping Centre Launch of the year: East' at the Indian Shopping Centre Awards, 2014.
- 'Best Shopping Mall of the Year – East' at the Indian Retail at 3rd e-Retail Awards 2014.
- 'Best Retail Project in Kolkata' in the Retail Segment category of CNBC AWAAZ Real Estate Awards 2013.

SHARE CAPITAL

During the year under review, Issued, Subscribed and Paid up Capital of the Company was raised from ₹ 1,30,01,00,000 to ₹ 2,07,01,00,000 by issue and allotment of 7,70,00,000 equity shares of ₹ 10 each for cash at par to CESC Limited, the Holding Company.

DIVIDEND

In view of the loss during the year, the Directors do not recommend any dividend.

PUBLIC DEPOSITS

The Company, during the year, has not accepted any deposits within the meaning of Section 58A of the Act and Rules made thereunder.

SUBSIDIARY

The Company continues to hold the entire issued, subscribed and paid up equity share capital of Metromark Green Commodities Private Limited, which plans to construct a warehouse in Howrah.

A statement pursuant to section 212 of the Companies Act, 1956 ('the Act') is annexed with the accounts of the Company.

DIRECTORS

Mr. D. K. Sen, was appointed as Managing Director of the Company with effect from 1 July 2013.

Mr. S. Mitra, resigned from the Board and Mr. R. Banerjee was appointed as Additional Director with effect from 15 November 2014. The Company has received a Notice in writing from a Member along with the requisite deposit of money proposing the candidature of Mr. Banerjee to the office of Director under the applicable provisions of the Companies Act, 2013.

Mr. R. Jha, Director, retire at the forthcoming Annual General Meeting and, being eligible, offer himself for re-appointment.

AUDIT COMMITTEE

Audit committee of the Board comprises of all the three Directors of the Company.

RESPONSIBILITY STATEMENT

Pursuant to Section 217 (2AA) of the Act, your Directors hereby state and confirm that:

- i) in the preparation of annual accounts for the financial year ended 31 March 2014, the applicable accounting standards have been followed along with proper explanation relating to material departures;
- ii) appropriate accounting policies have been selected and applied consistently, and judgments and estimates have been made that are reasonable and prudent so as to give a true and fair view of the state of affairs of the Company as at 31 March 2014 and of the loss for the year from 1 April 2013 to 31 March 2014;
- iii) proper and sufficient care has been taken for the maintenance of adequate accounting records in accordance with the provisions of the Act for safeguarding the assets of the Company and for preventing and detecting fraud and other irregularities;
- iv) the annual accounts for the financial year ended 31 March 2014 have been prepared on a going concern basis.

PUBLIC DEPOSITS

The Company, during the year, has not accepted any deposits within the meaning of Section 58A of the Act and Rules made there under.

AUDITORS

Messrs Lovelock & Lewes, Chartered Accountants (Firm Registration Number 301056E), Auditors of the Company hold office until the conclusion of the forthcoming Annual General Meeting and, being eligible, offer themselves for reappointment.

ENERGY CONSERVATION, TECHNOLOGY ABSORPTION AND FOREIGN EXCHANGE EARNINGS / OUTGO

i) Conservation of Energy

The Company is currently engaged in construction of shopping mall at Kolkata, and is not a power-intensive industry; the Company is making every effort to conserve the use of power. Scarce natural resources like diesel, petrol are consumed efficiently to ensure proper energy utilization and conservation. The impact, if any, of such measures is not identifiable.

ii) Technology Absorption

The Company did not undertake any research and development activity, which needs to be absorbed or adapted.

iii) Foreign Exchange Earning and outgo

During the year, there has been no foreign exchange earnings. Foreign exchange outgo was ₹ 12.05 lacs representing Consultancy fees and miscellaneous foreign currency expenditure.

PARTICULARS OF EMPLOYEES

There was no employee during the year under review in respect of whom the information required to be furnished under Section 217(2A) of the Act are applicable.

ACKNOWLEDGEMENT

The Board wishes to place on record its sincere appreciation for the continued assistance and support extended to the Company by banks, vendors, Government authorities and employees.

On behalf of the Board of Directors

Sd/-
D. K. Sen
(Managing Director)

Sd/-
R. Banerjee
(Director)

Kolkata, 30 May 2014

Annexure to Independent Auditors' Report

Referred to in paragraph [7] of the Independent Auditors' Report of even date to the members of CESC Properties Limited on the financial statements as of and for the year ended March 31, 2014

- i. (a) The Company is maintaining proper records showing full particulars, including quantitative details and situation, of fixed assets.
 - (b) The fixed assets of the Company have been physically verified by the Management during the year and no material discrepancies have been noticed on such verification. In our opinion, the frequency of verification is reasonable.
 - (c) In our opinion, and according to the information and explanations given to us, a substantial part of fixed assets has not been disposed off by the Company during the year.
- ii. The Company is in the business of rendering services, and consequently, does not hold any inventory. Therefore, the provisions of Clause 4(ii) of the said Order are not applicable to the Company.
- iii. The Company has not granted/taken any loans, secured or unsecured, to/from companies, firms or other parties covered in the register maintained under Section 301 of the Act. Therefore, the provisions of Clause 4(iii)[(b),(c) and (d) / (f) and (g)] of the said Order are not applicable to the Company.
- iv. In our opinion, and according to the information and explanations given to us, there is an adequate internal control system commensurate with the size of the Company and the nature of its business for the purchase of fixed assets and for the sale of services. Further, on the basis of our examination of the books and records of the Company, and according to the information and explanations given to us, we have neither come across, nor have been informed of, any continuing failure to correct major weaknesses in the aforesaid internal control system.
- v. According to the information and explanations given to us, there have been no contracts or arrangements that need to be entered in the register maintained under Section 301 of the Act. Accordingly, the question of commenting on transactions made in pursuance of such contracts and arrangements does not arise.
- vi. The Company has not accepted any deposits from the public within the meaning of Sections 58A and 58AA of the Act and the rules framed there under.
- vii. In our opinion, the Company has an internal audit system commensurate with its size and the nature of its business.
- viii. The Central Government of India has not prescribed the maintenance of cost records under clause (d) of sub-section (1) of Section 209 of the Act for any of the products of the Company.
- ix. (a) According to the information and explanations given to us and the records of the Company examined by us, in our opinion, the Company is generally regular in depositing undisputed statutory dues in respect of income-tax though there has been a slight delay in a few cases, and is



Annexure to Independent Auditors' Report

Referred to in paragraph [7] of the Independent Auditors' Report of even date to the members of CESC Properties Limited on the financial statements for the year ended March 31, 2014

Page 2 of 3

regular in depositing undisputed statutory dues, including provident fund, service tax and other material statutory dues, as applicable, with the appropriate authorities.

- (b) According to the information and explanations given to us and the records of the Company examined by us, there are no dues of income-tax and service-tax which have not been deposited on account of any dispute.
- x. The accumulated losses of the Company did not exceed fifty percent of its net worth as at March 31, 2014 and it has incurred cash losses in the financial year ended on that date and in the immediately preceding financial year.
- xi. According to the records of the Company examined by us and the information and explanation given to us, the Company has not defaulted in repayment of dues to any bank as at the balance sheet date. The Company neither has any borrowings from any financial institutions nor has it issued any debentures as at the balance sheet date.
- xii. The Company has not granted any loans and advances on the basis of security by way of pledge of shares, debentures and other securities. Therefore, the provisions of Clause 4(xii) of the Order are not applicable to the Company.
- xiii. As the provisions of any special statute applicable to chit fund/ nidhi/ mutual benefit fund/ societies are not applicable to the Company, the provisions of Clause 4(xiii) of the Order are not applicable to the Company.
- xiv. In our opinion, the Company is not dealing in or trading in shares, securities, debentures and other investments. Accordingly, the provisions of Clause 4(xiv) of the Order are not applicable to the Company.
- xv. In our opinion, and according to the information and explanations given to us, the Company has not given any guarantee for loans taken by others from banks or financial institutions during the year. Accordingly, the provisions of Clause 4(xv) of the Order are not applicable to the Company.
- xvi. In our opinion, and according to the information and explanations given to us, the term loans have been applied for the purposes for which they were obtained.
- xvii. The Company has not raised any funds on short term basis. Accordingly, the provisions of Clause 4(xvii) of the Order are not applicable to the Company.
- xviii. The Company has not made any preferential allotment of shares to parties and companies covered in the register maintained under Section 301 of the Act during the year. Accordingly, the provisions of Clause 4(xviii) of the Order are not applicable to the Company.



Annexure to Independent Auditors' Report

Referred to in paragraph [7] of the Independent Auditors' Report of even date to the members of CESC Properties Limited on the financial statements for the year ended March 31, 2014

Page 3 of 3

- xix. The Company has not issued any debentures during the year and does not have any debentures outstanding as at the beginning of the year and at the year end. Accordingly, the provisions of Clause 4(xix) of the Order are not applicable to the Company.
- xx. The Company has not raised any money by public issues during the year. Accordingly, the provisions of Clause 4(xx) of the Order are not applicable to the Company.
- xxi. During the course of our examination of the books and records of the Company, carried out in accordance with the generally accepted auditing practices in India, and according to the information and explanations given to us, we have neither come across any instance of material fraud on or by the Company, noticed or reported during the year, nor have we been informed of any such case by the Management.

Kolkata
May 30, 2014

For Lovelock & Lewes
Firm Registration Number: 301056E
Chartered Accountants



Sougata Mukherjee
Partner

Membership Number 057084

INDEPENDENT AUDITORS' REPORT

To the Members of CESC Properties Limited

Report on the Financial Statements

1. We have audited the accompanying financial statements of CESC Properties Limited (the "Company"), which comprise the Balance Sheet as at March 31, 2014, and the Statement of Profit and Loss and Cash Flow Statement for the year then ended, and a summary of significant accounting policies and other explanatory information, which we have signed under reference to this report.

Management's Responsibility for the Financial Statements

2. The Company's Management is responsible for the preparation of these financial statements that give a true and fair view of the financial position, financial performance and cash flows of the Company in accordance with the Accounting Standards notified under the Companies Act, 1956 (the "Act") read with the General Circular 15/ 2013 dated September 13, 2013 of the Ministry of Corporate Affairs in respect of Section 133 of the Companies Act, 2013. This responsibility includes the design, implementation and maintenance of internal control relevant to the preparation and presentation of the financial statements that give a true and fair view and are free from material misstatement, whether due to fraud or error.

Auditors' Responsibility

3. Our responsibility is to express an opinion on these financial statements based on our audit. We conducted our audit in accordance with the Standards on Auditing issued by the Institute of Chartered Accountants of India. Those Standards require that we comply with ethical requirements and plan and perform the audit to obtain reasonable assurance about whether the financial statements are free from material misstatement.
4. An audit involves performing procedures to obtain audit evidence, about the amounts and disclosures in the financial statements. The procedures selected depend on the auditors' judgment, including the assessment of the risks of material misstatement of the financial statements, whether due to fraud or error. In making those risk assessments, the auditors consider internal control relevant to the Company's preparation and fair presentation of the financial statements in order to design audit procedures that are appropriate in the circumstances but not for the purpose of expressing an opinion on the effectiveness of the entity's internal control. An audit also includes evaluating the appropriateness of accounting policies used and the reasonableness of the accounting estimates made by Management, as well as evaluating the overall presentation of the financial statements.
5. We believe that the audit evidence we have obtained is sufficient and appropriate to provide a basis for our audit opinion.

Opinion

6. In our opinion, and to the best of our information and according to the explanations given to us, the accompanying financial statements give the information required by the Act in the manner so required and give a true and fair view in conformity with the accounting principles generally accepted in India:
 - (a) in the case of the Balance Sheet, of the state of affairs of the Company as at March 31, 2014;
 - (b) in the case of the Statement of Profit and Loss, of the loss for the year ended on that date; and
 - (c) in the case of the Cash Flow Statement, of the cash flows for the year ended on that date.



Report on Other Legal and Regulatory Requirements

7. As required by 'the Companies (Auditor's Report) Order, 2003', as amended by 'the Companies (Auditor's Report) (Amendment) Order, 2004', issued by the Central Government of India in terms of sub-section (4A) of section 227 of the Act (hereinafter referred to as the "Order"), and on the basis of such checks of the books and records of the Company as we considered appropriate and according to the information and explanations given to us, we give in the Annexure a statement on the matters specified in paragraphs 4 and 5 of the Order.
8. As required by section 227(3) of the Act, we report that:
- (a) We have obtained all the information and explanations which, to the best of our knowledge and belief, were necessary for the purpose of our audit;
 - (b) In our opinion, proper books of account as required by law have been kept by the Company so far as appears from our examination of those books;
 - (c) The Balance Sheet, Statement of Profit and Loss, and Cash Flow Statement dealt with by this Report are in agreement with the books of account;
 - (d) In our opinion, the Balance Sheet, Statement of Profit and Loss, and Cash Flow Statement dealt with by this report comply with the Accounting Standards notified under the Act read with the General Circular 15/2013 dated September 13, 2013 of the Ministry of Corporate Affairs in respect of Section 133 of the Companies Act, 2013;
 - (e) On the basis of written representations received from the directors as on March 31, 2014, and taken on record by the Board of Directors, none of the directors is disqualified as on March 31, 2014, from being appointed as a director in terms of clause (g) of sub-section (1) of section 274 of the Act.

For Lovelock & Lewes
Firm Registration Number: 301056E
Chartered Accountants



Sougata Mukherjee
Partner
Membership Number 057084

Kolkata
May 30, 2014

CESC Properties Limited

Registered Office: CESC House, Chowringhee Square, Kolkata-700001

Balance Sheet as at 31st March, 2014

Particulars	Note No.	31st March, 2014	31st March, 2013
		Rs.	Rs.
I. EQUITY AND LIABILITIES			
Shareholders' Funds			
Share Capital	2.1	2,07,01,00,000	1,30,01,00,000
Reserves and Surplus	2.2	(24,10,51,188)	(4,22,47,046)
		<u>1,82,90,48,812</u>	<u>1,25,78,52,954</u>
Share Application Money Pending Allotment	2.3	-	17,00,00,000
Non-current liabilities			
Long-Term Borrowings	2.4	2,00,92,75,838	1,53,33,33,333
Other Long-Term Liabilities	2.5	26,96,96,714	4,01,87,546
Long-Term Provisions	2.6	19,63,305	9,20,452
		<u>2,28,09,35,857</u>	<u>1,57,44,41,331</u>
Current liabilities			
Trade Payables	2.7	49,05,804	-
Other Current Liabilities	2.8	52,79,47,363	37,57,54,848
Short-Term Provisions	2.9	19,277	2,63,743
		<u>53,28,72,444</u>	<u>37,60,18,591</u>
TOTAL		<u>4,64,28,57,113</u>	<u>3,37,83,12,876</u>
II. ASSETS			
Non-current assets			
Fixed Assets			
Tangible assets	2.10	3,90,89,03,593	10,29,53,722
Intangible assets	2.11	3,76,228	3,42,344
Capital work-in-progress	2.12	5,46,65,184	2,73,24,29,169
		<u>3,96,39,45,005</u>	<u>2,83,57,25,235</u>
Non-Current Investments	2.13	1,15,29,000	1,15,29,000
Deferred tax assets (net)	2.14	-	-
Long-Term loans and advances	2.15	17,37,49,721	16,15,54,555
		<u>18,52,78,721</u>	<u>17,30,83,555</u>
Current assets			
Trade Receivables	2.16	6,08,76,322	-
Cash and Bank balances	2.17	33,17,62,775	29,04,18,240
Short-Term loans and advances	2.18	9,75,88,292	7,59,98,278
Other Current assets	2.19	34,05,998	30,87,568
		<u>46,26,33,387</u>	<u>37,01,04,066</u>
TOTAL		<u>4,64,28,57,113</u>	<u>3,37,83,12,876</u>

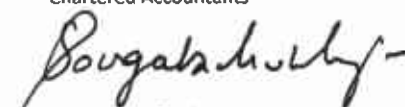
Notes forming part of Financial Statements.

1 - 2.34


This is the Balance Sheet referred to in our Report of even date.


For Lovelock & Lewes
Firm Registration Number: 301056E
Chartered Accountants

For and on behalf of the Board of Directors


Sougata Mukherjee
Partner


Company Secretary


Managing Director


Director

Membership No.: 057084
Kolkata
Date: 30th May, 2014

CESC Properties Limited

Registered Office: CESC House, Chowringhee Square, Kolkata-700001

Statement of Profit and Loss for the year ended 31st March, 2014

Particulars	Note No.	2013-14	2012-13
		Rs.	Rs.
Income			
Revenue from Operations	2.21	13,62,70,058	-
Other Income	2.22	3,15,47,568	51,12,623
Total Revenue		16,78,17,626	51,12,623
Expenses			
Employee benefit expenses	2.23	1,62,11,996	50,85,613
Finance costs	2.24	13,12,08,758	-
Depreciation and amortisation expenses	2.25	3,54,27,240	7,17,114
Other expenses	2.26	18,37,73,774	1,70,27,349
Total expenses		36,66,21,768	2,28,30,076
Profit/(Loss) before tax		(19,88,04,142)	(1,77,17,453)
Tax expense		-	-
Current		-	-
Deferred		-	-
Profit/(Loss) for the year		(19,88,04,142)	(1,77,17,453)
Earnings per share (Face value of Rs.10 per share)			
Basic and Diluted	2.30	(1.53)	(0.21)
Notes forming part of Financial Statements	1 - 2.34		

This is the Statement of Profit and Loss referred to in our Report of even date.

For Lovelock & Lewes
Firm Registration Number: 301056E
Chartered Accountants


For and on behalf of the Board of Directors


Sougata Mukherjee
Partner

Membership No.: 057084

Kolkata

Date: 30th May, 2014


Company Secretary


Managing Director


Director

Cash Flow Statement for the year ended 31st March, 2014

	2013-14	2012-13
	Rs.	Rs.
Cash flow from Operating Activities		
Profit/(Loss) before tax	(19,88,04,142)	(1,77,17,453)
Adjustments for:		
Depreciation and Amortisation	3,54,27,240	7,17,114
Finance Costs	13,12,08,758	-
Interest Income	(3,15,47,568)	(50,70,226)
Operating Profit before Working Capital changes	(6,37,15,712)	(2,20,70,565)
Adjustments for:		
Trade and Other Receivables	(8,34,09,896)	(3,67,90,605)
Trade and Other Payables	33,58,32,163	3,49,58,187
Net cash flow from Operating Activities	18,87,06,555	(2,39,02,983)
Cash flow from Investing Activities		
Purchase of Fixed Assets / Capital Work in Progress	(1,00,15,11,247)	(88,34,54,360)
Interest Income Received	3,28,74,813	1,14,07,728
Net cash flow used in Investing Activities	(96,86,36,434)	(87,20,46,632)
Cash flows from Financing Activities		
Proceeds from issue of Equity Shares	60,00,00,000	45,00,00,000
Advance against Equity Shares received	-	17,00,00,000
Proceeds from Long Term Borrowing (net of refinance loan)	50,00,00,000	60,00,00,000
Finance Costs paid	(27,87,25,586)	(14,59,99,726)
Net cash flow from Financing Activities	82,12,74,414	1,07,40,00,274
Net Increase/(Decrease) in Cash and Cash equivalents	4,13,44,535	17,80,50,659
Cash and Cash equivalents - Opening Balance	29,04,18,240	11,23,67,581
Cash and Cash equivalents - Closing Balance	33,17,62,775	29,04,18,240

Notes:

1. The Cash Flow Statement has been prepared under the 'Indirect Method' as given in the Accounting Standard on Cash Flow Statements (AS- 3) as per Companies Accounting Standard Rules, 2006 .

2. Cash and Cash equivalents includes Rs. Nil (Previous year Rs.5,20,24,109) held as lien marked fixed deposit to Lender.

3. Cash and Cash equivalents comprise:

	2013-14	2012-13
Balance with banks		
In Current Account	22,13,68,028	1,96,51,638
Bank deposit with original maturity upto 3 months	1,95,09,041	1,95,09,041
Cash on hand	51,620	5,344
Other Bank Balances		
Bank deposit with original maturity more than 3 months	4,59,15,342	3,25,15,068
Escrow Account (Escrow Account includes Rs Nil (Previous Year: Rs 19,50,00,000) in the form of Fixed Deposit with original maturity upto 3 months)	4,49,18,744	21,87,37,149
	33,17,62,775	29,04,18,240

4. Previous year's figures have been regrouped /rearranged wherever necessary.

This is the Cash Flow Statement referred to in our Report of even date.

For Lovelock & Lewes
Firm Registration Number: 301056E
Chartered Accountants


Sougata Mukherjee
Partner
Membership No.: 057084
Kolkata
Date: 30th May 2014

For and on behalf of the Board of Directors


Managing Director


Director


Company Secretary

1. Significant Accounting Policies

1.1) Accounting Convention

Pursuant to circular 15/2013 dated 13th September 2013 read with circular 08/2014 dated 04th April 2014, till the Standards of Accounting or any addendum thereto are prescribed by Central Government in consultation and recommendation of the National Financial Reporting Authority, the existing Accounting Standards notified under the Companies Act, 1956 shall continue to apply. Consequently, these financial statements have been prepared to comply in all material aspects with the accounting standards notified under Section 211(3C) [Companies (Accounting Standards) Rules, 2006, as amended] and other relevant provisions of the Companies Act, 1956. A summary of important accounting policies which have been applied consistently except for 1.3 (b) and 1.11 are set out below.

1.2) Basis of Accounting

The financial statements have been prepared under the historical cost convention.

1.3) Tangible Assets

a) Cost

Tangible Assets are stated at cost of acquisition net of cenvat credit and include any incidental expenses for acquisition / installation. Impairment loss, if any, ascertained as per the Accounting Standard 28 "Impairment of Assets" as per the Company is recognised. Profit or loss on disposal of tangible asset is recognised in the Statement of Profit and Loss.

b) Depreciation and Amortisation

Leasehold Land is amortised on a straight-line basis over the period of the lease.

Depreciation on Tangible Assets used to be provided on written-down value method at the rates specified in Schedule XIV of the Companies Act, 1956 till the year ended 31st March 2013. With substantial amount of capitalisation of building upon commencement of commercial operation of the Company's Shopping Mall "Quest", the Company has changed the method of depreciation to straight line method at the rates specified in Schedule XIV of the Companies Act, 1956 w.e.f 1st April 2013 in order to reflect a more appropriate presentation of financial statements.

Surplus amount of Rs 11,33,958/- arising from retrospective computation has been adjusted with current year's depreciation. Consequent to adoption of straight-line basis for depreciation, charge on account of depreciation for the year ended 31st March 2014 is lower by an amount of Rs 7,21,43,428/-.



1.4) Intangible Assets

a) Cost

Software cost is capitalised as intangible assets, where it is expected to provide future enduring economic benefit.

b) Amortisation

Software cost is amortised over a period of three years on a straight-line basis.

1.5) Investments

Non current Investments are stated at cost. Provision is made where there is a decline, other than temporary, in the value of non-current investments.

1.6) Employee Benefits

Provident Fund is accounted for on accrual basis and is contributed to the fund maintained with the Regional Provident Fund Commissioner, West Bengal. Provision for gratuity liability and leave encashment liability, which are unfunded, are made on the basis of actuarial valuation done at the end of the year by an independent actuary.

1.7) Foreign Currency Transactions

Transactions in foreign currency are accounted for at the exchange rate prevailing on the date of transaction. Transactions remaining unsettled are translated at the exchange rate prevailing at the end of the financial year. Exchange gain or loss arising on settlement / translation is recognised in the Statement of Profit and Loss.

1.8) Borrowing Costs

Borrowing costs attributable to acquisition and/or construction of qualifying assets are capitalised as a part of costs of such assets up to the date where such assets are ready for their intended use. Other borrowing costs are charged off to the Statement of Profit and Loss. Any income from temporary investment of the borrowings is reduced from the cost of such borrowings.

1.9) Leasing

Lease rentals in respect of land held on lease have been charged off to the Statement of Profit and Loss.

1.10) Taxes on Income

Current tax represents the amount payable based on computation of tax as per prevailing taxation laws under the Income Tax Act, 1961.



CESC Properties Limited

Registered Office: CESC House, Chowringhee Square, Kolkata – 700001

Deferred Tax is recognized, subject to consideration of prudence, on timing difference, being the difference between taxable income and accounting income, which originate in one period and is capable of reversal in one or more subsequent year as per Accounting Standard 22 - "Accounting for Taxes on Income" as per Companies (Accounting Standards) Rules, 2006. Deferred tax asset is not recognized unless there is reasonable certainty and in case of brought forward loss and unabsorbed depreciation there is virtual certainty that sufficient future taxable income will be available against which such deferred tax asset can be realized.

1.11) Revenue Recognition

Revenue is recognised when it is earned and no significant uncertainty exists as to its realisation or collection. Income from Mall Operations is recognised based on contractual rights. Interest is recognised on time proportion basis. Dividend income is recognised when the right to receive the same is established.

1.12) Provisions, Contingent Liabilities and Contingent Assets

Provisions involving substantial degree of estimation in measurement are recognised when there is a present obligation as a result of past events and it is probable that there will be an outflow of resources. Contingent Liabilities are not recognised but are disclosed in the Notes to financial statements. Contingent Assets are neither recognised nor disclosed in the financial statements.



Note 2.1 Share Capital

Particulars	As at 31st March, 2014 Rs.	As at 31st March, 2013 Rs.
Authorised share capital 25,00,00,000 equity shares of Rs 10 each	2,50,00,00,000	2,50,00,00,000
Issued, subscribed and paid - up capital 20,70,10,000 (Previous year: 13,00,10,000) equity shares of Rs. 10 each, fully paid up	2,07,01,00,000	1,30,01,00,000
	2,07,01,00,000	1,30,01,00,000

a) Terms/rights attached to equity shares:

The company has only one class of equity shares having a par value of Rs 10 per share. Each holder of equity is entitled to one vote per share. The Company has not declared any dividend to its shareholders since inception. In the event of liquidation of the company the holders of equity shares will be entitled to receive remaining assets of the company after distribution of all preferential amounts. The distribution will be in proportion to the number of equity shares held by the shareholders.

b) Details of shareholders holding more than 5% shares in the company

Name of the shareholder	As at 31st March, 2014		As at 31st March, 2013	
	No. of shares	% of holding	No. of shares	% of holding
CESC Limited	20,70,10,000	100	13,00,10,000	100

CESC Limited is also the holding Company of CESC Properties Limited and percentage of shares held is stated above.

c) Reconciliation of the shares outstanding at the beginning and at the end of the reporting period

Particulars	As at 31st March, 2014		As at 31st March, 2013	
	No. of Shares	Value (Rs.)	No. of Shares	Value (Rs.)
Shares outstanding at the beginning of the year	13,00,10,000	1,30,01,00,000	8,50,10,000	85,01,00,000
Add: Equity Shares issued during the year	7,70,00,000	77,00,00,000	4,50,00,000	45,00,00,000
Shares outstanding at the end of the year	20,70,10,000	2,07,01,00,000	13,00,10,000	1,30,01,00,000

Note 2.2 Reserves and Surplus

Particulars	As at 31st March, 2014 Rs.	As at 31st March, 2013 Rs.
Surplus /(Deficit) in the Statement of Profit and Loss		
Debit Balance at the beginning of the year	(4,22,47,046)	(2,45,29,593)
Add: Loss for the year	(19,88,04,142)	(1,77,17,453)
Debit Balance at the end of the year	(24,10,51,188)	(4,22,47,046)

Note 2.3 Share Application Money Pending Allotment

Particulars	As at 31st March, 2014 Rs.	As at 31st March, 2013 Rs.
Application money received for allotment of shares	-	17,00,00,000
	-	17,00,00,000



Note 2.4 Long-Term Borrowings

Particulars	As at 31st March, 2014 Rs.	As at 31st March, 2013 Rs.
Secured		
Term loans from Bank	2,10,00,00,000	1,60,00,00,000
Less: Current Maturities of long term borrowings transferred to Other Current Liabilities (Refer Note 2.8)	9,07,24,162	6,66,66,667
	2,00,92,75,838	1,53,33,33,333

Nature of security

The above term loan is secured by way of hypothecation with an exclusive charge on all movable fixed assets, current assets and scheduled receivables of the Company with respect to their Mall Project, both present and future, and also with equitable assignment of all rights under the Development Agreement executed with CESC Limited.

Maturity profile of Long Term Borrowings outstanding as on 31st March, 2014	Rupee Term Loan From Bank (Rs.)
Loan with residual maturity of around 10 years repayable in monthly instalments	2,10,00,00,000
Total	2,10,00,00,000
Interest rates of Rupee Term Loan from Bank are based on spread over Bank's benchmark rate.	

Note 2.5 Other Long - Term Liabilities

Particulars	As at 31st March, 2014 Rs.	As at 31st March, 2013 Rs.
Security Deposits from Tenants	26,57,02,812	4,01,87,546
Advance from Tenants	39,93,902	-
	26,96,96,714	4,01,87,546

Note 2.6 Long-Term Provisions

Particulars	As at 31st March, 2014 Rs.	As at 31st March, 2013 Rs.
Provision for employee benefits		
Provision for leave encashment	12,38,887	9,20,452
Provision for gratuity	7,24,418	-
	19,63,305	9,20,452

Note 2.7 Trade Payables

Particulars	As at 31st March, 2014 Rs.	As at 31st March, 2013 Rs.
Trade Payables	49,05,804	-
	49,05,804	-

There is no amount due to Micro and Small Enterprises as referred in the Micro, Small and Medium Enterprises Development Act, 2006 based on the information available with the Company.

Note 2.8 Other Current Liabilities

Particulars	As at 31st March, 2014 Rs.	As at 31st March, 2013 Rs.
Current Maturities of Long term debt (Refer Note 2.4)	9,07,24,162	6,66,66,667
Liabilities on Capital Account	25,35,84,218	21,06,43,892
Advance from Haldia Energy Limited (net)	4,96,85,450	5,00,00,000
Filing fees payable	-	60,00,000
Interest Accrued but not due	21,05,753	1,75,29,863
Audit fees payable	8,00,000	5,05,620
Professional and Consultancy fees payable	41,46,691	11,92,758
Statutory dues payable	4,12,35,258	2,30,23,607
Advance from Tenants	63,74,769	-
Others payables	7,92,91,062	1,92,441
	52,79,47,363	37,57,54,848

Other payables includes creditors towards contractual obligations.

Note 2.9 Short-Term Provisions

Particulars	As at 31st March, 2014 Rs.	As at 31st March, 2013 Rs.
Provision for employee benefits		
Provision for leave encashment	11,644	-
Provision for gratuity	7,633	2,63,743
	19,277	2,63,743



Note 2.10 Tangible assets

PARTICULARS	GROSS BLOCK AT COST			DEPRECIATION/AMORTISATION			NET BLOCK	
	As at 1st April, 2013 Rs.	Additions / Adjustments Rs.	Withdrawal/ Adjustments Rs.	As at 1st April, 2013 Rs.	Additions / Adjustments Rs.	Withdrawal/ Adjustments Rs.	As at 31st March, 2014 Rs.	As at 31st March, 2013 Rs.
Leasehold Land	10,29,72,000	-	-	46,71,876	11,44,133	-	9,71,55,991	9,83,00,124
Building	30,98,637	3,10,48,50,915	-	5,85,496	2,09,87,411	(3,79,036)	3,08,67,55,681	25,13,141
Plant & Machinery	-	73,00,84,107	-	-	1,42,80,274	-	71,58,03,833	-
Furniture & Fixture	-	31,01,625	-	-	81,223	-	30,20,402	-
Office equipment	13,11,822	12,96,548	-	2,47,014	1,01,777	(1,65,222)	24,24,801	10,64,808
Vehicles	13,36,747	8,01,520	-	7,84,950	1,56,197	(2,87,838)	14,84,958	5,51,797
Computers	13,89,778	18,69,890	-	8,65,926	4,37,677	(3,01,862)	22,57,927	5,23,852
Previous Year	11,01,08,984	3,84,20,04,605	-	71,55,262	3,71,88,692	(11,33,958)	3,90,89,03,593	10,29,53,722
	10,93,91,691	8,40,193	1,22,900	52,98,907	18,56,355	-	10,29,53,722	

Note 2.11 Intangible assets

PARTICULARS	GROSS BLOCK AT COST			AMORTISATION			NET BLOCK	
	As at 1st April, 2013 Rs.	Additions / Adjustments Rs.	Withdrawal/ Adjustments Rs.	As at 1st April, 2013 Rs.	Additions / Adjustments Rs.	Withdrawal/ Adjustments Rs.	As at 31st March, 2014 Rs.	As at 31st March, 2013 Rs.
Computer software	16,85,986	7,21,995	-	13,43,642	1,88,111	-	3,76,228	3,42,344
	16,85,986	2,21,995	-	13,43,642	1,88,111	-	3,76,228	3,42,344
Previous Year	14,94,822	1,91,164	-	12,06,479	1,37,163	-	3,42,344	



CESC Properties Limited

Registered Office: CESC House, Chowringhee Square, Kolkata-700001

Note 2.12 Capital work-in-progress

Particulars	As at 31st March, 2013 Rs.	Additions / Adjustments Rs.	Transfer to Fixed Assets Rs.	As at 31st March, 2014 Rs.
Land Development and Other Site Enabling Activities	80,85,243	73,33,594	1,54,18,837	-
Civil Work and Mechanical, Electrical and Plumbing Services	2,01,25,78,724	86,74,35,834	2,84,29,14,377	3,71,00,181
Interest and Finance Charges	35,14,49,863	13,04,47,042	48,18,96,905	-
Consultancy Charges	6,76,59,859	3,94,52,560	10,35,89,319	35,23,100
Depreciation and Amortisation	62,45,689	8,15,605	-	70,61,294
Miscellaneous Project Expenditure	28,64,09,791	10,92,22,420	38,86,51,602	69,80,609
	2,73,24,29,169	1,15,47,07,055	3,83,24,71,040	5,46,65,184

Note 2.13 Non-Current Investments

Particulars	As at 31st March, 2014 Rs.	As at 31st March, 2013 Rs.
Other than Trade Investments - Unquoted		
Investments in equity instrument of Subsidiary company		
20,000 equity shares of Rs 10 each, fully paid up of Metromark Green Commodities Private Limited	1,15,29,000	1,15,29,000
	1,15,29,000	1,15,29,000

a) The non-current investment is long term in nature.

b) Based on a review of the projected business prospect of the Company's subsidiary (which is in development stage), in spite of present losses therein, the management does not foresee any diminution other than temporary, in the value of the Company's non-current investment.

Note 2.14 Deferred Taxes

Particulars	As at 31st March, 2014 Rs.	As at 31st March, 2013 Rs.
Deferred Tax Liability		
Depreciation difference	10,89,82,762	8,60,290
Deferred Tax Asset		
Unabsorbed Business Loss/depreciation	(10,89,82,762)	(8,60,290)
	-	-

As a matter of prudence, deferred tax assets have been recognised only to the extent of deferred tax liability.

Note 2.15 Long Term loans and advances

Particulars	As at 31st March, 2014 Rs.	As at 31st March, 2013 Rs.
(Unsecured, considered good)		
Advance to related party		
Share Application money to Subsidiary	2,50,00,000	2,50,00,000
Car Loan to Key Management Personnel	-	68,112
Capital advance	14,68,64,574	13,56,12,968
Security Deposits	16,92,367	5,35,045
Advance / Loan to employees	1,92,780	3,38,430
	17,37,49,721	16,15,54,555



CESC Properties Limited

Registered Office: CESC House, Chowringhee Square, Kolkata-700001

Note 2.16 Trade Receivables

Particulars	As at 31st March, 2014 Rs.	As at 31st March, 2013 Rs.
Secured, considered good		
a) Outstanding for a period exceeding six months from due date	-	-
b) Other receivables	6,08,76,322	-
	6,08,76,322	-

Note 2.17 Cash and Bank Balances

Particulars	As at 31st March, 2014 Rs.	As at 31st March, 2013 Rs.
(a) Cash and cash equivalents		
Balance with banks in Current Account	22,13,68,028	1,96,51,638
Cash on hand	51,620	5,344
Deposits		
Bank deposit with original maturity upto 3 months (Bank deposit includes Rs Nil (previous year Rs 1,95,09,041/-) in the form of lien marked Fixed Deposit to Lender)	1,95,09,041	1,95,09,041
(b) Other bank balances		
Bank deposit with original maturity more than 3 months (Bank deposit includes Rs Nil (previous year Rs 3,25,15,068/-) in the form of lien marked Fixed Deposit to Lender)	4,59,15,342	3,25,15,068
Escrow Account (Escrow Account Includes Rs Nil (Previous Year: Rs 19,50,00,000) in the form of Fixed Deposit with original maturity upto 3 months)	4,49,18,744	21,87,37,149
	33,17,62,775	29,04,18,240

Note 2.18 Short Term loans and advances

Particulars	As at 31st March, 2014 Rs.	As at 31st March, 2013 Rs.
(Unsecured, considered good)		
Advance to related parties		
Car Loan to Key Management Personnel	-	28,572
Cervat Credit	8,19,20,431	7,40,57,415
Advance/Loan to employees	1,35,840	92,980
Advance taxes (Income tax) (Net of provision for taxation Rs Nil, Previous year Rs. Nil)	1,30,06,447	18,19,311
Other advances	25,25,574	-
	9,75,88,292	7,99,98,278

Note 2.19 Other Current assets

Particulars	As at 31st March, 2014 Rs.	As at 31st March, 2013 Rs.
Interest Accrued on Bank Deposit	34,05,998	30,87,568
	34,05,998	30,87,568

Note: 2.20

Contingent Liabilities and commitments (to the extent not provided for)

- a) Claim against Company not acknowledged as Debt: Rs 2,92,95,309/- (Previous Year Rs Nil).
- b) Estimated amount of contracts remaining to be executed on Capital Account and not provided for: Rs.41,82,09,632/- (31st March, 2013: Rs. 87,43,73,896), net of advance Rs.14,68,64,574/- (31st March, 2013: Rs. 3,00,95,400).

Note 2.21 Revenue from Operations

Particulars	2013-14	2012-13
	Rs.	Rs.
Revenue from Mall Operations		
License Fees	83,98,726	-
Equipment Usage Charges	4,26,34,379	-
Signage Usage Charges	2,85,47,551	-
Revenue Share from Occupants of the Mall	1,87,62,588	-
Maintenance Services	3,57,59,005	-
Car Parking Receipts	21,67,809	-
	13,62,70,058	-

Note 2.22 Other Income

Particulars	2013-14	2012-13
	Rs.	Rs.
Interest Income	3,31,93,244	1,44,77,950
Other non-operating income	1,12,92,156	42,897
	4,44,85,400	1,45,19,747
Less: Allocated to Capital Account Ref Note 2.12	1,29,37,832	94,07,124
	3,15,47,568	51,12,623



Note 2.23 Employee benefit expenses

Particulars	2013-14	2012-13
	Rs.	Rs.
Salaries and bonus	3,58,78,860	2,91,61,809
Contribution to provident and other funds	9,00,997	12,47,099
Staff welfare expenses	10,52,392	8,92,951
	3,78,32,249	3,13,01,859
Less: Allocated to Capital Account Ref Note 2.12	2,16,20,253	2,62,16,246
	1,62,11,996	50,85,613

a) Employee Benefits

Defined Contribution Plan

The Company maintains a Provident Fund with the Regional Provident Fund authorities where contributions are made by the Company as well as by the employees. Contribution towards the Fund comprises an amount of Rs. 5,27,156 (31 March, 2013 – Rs. 7,74,779) included in Miscellaneous Project Expenditure which has been capitalised and an amount of Rs. 3,73,841 (31 March, 2013: 1,16,665) which has been charged off to Statement of Profit and Loss .

Defined Benefit Plan

Liabilities at the year end for gratuity and leave encashment are determined on the basis of actuarial valuation carried out by an independent actuary based on the method prescribed in Accounting Standard 15-“Employee Benefits” as per Companies (Accounting Standard) Rules, 2006.

Net Liability/(Asset) recognised in the Balance Sheet are as follows:

Particulars	2013-14	
	Gratuity	Leave Encashment
Present value of funded obligation	-	-
Fair Value of plan assets	-	-
Present value of un-funded obligation	7,32,051	12,50,531
Net Liability /(Asset)	7,32,051	12,50,531
Experience (Gain)/Loss adjustment on plan liabilities	(72,741)	3,25,006
Experience Gain/(Loss) adjustment on plan assets	(14,446)	-
Experience (Gain) adjustment on plan liabilities due to change in assumptions	(87,869)	(1,40,025)

Particulars	2012-13		2011-12	
	Gratuity	Leave Encashment	Gratuity	Leave Encashment
Present value of funded obligation	6,16,093	-	4,02,441	-
Fair Value of plan assets	3,52,350	-	3,21,781	-
Present value of un-funded obligation	-	9,20,452	-	5,86,354
Net Liability /(Asset)	2,63,743	9,20,452	80,660	5,86,354
Experience (Gain)/ Loss adjustment on plan liabilities	1,36,592	3,78,443	41,518	2,75,210
Experience Gain/(Loss) adjustment on plan assets	2,413	-	3,379	-
Experience (Gain)/ Loss adjustment on plan liabilities due to change in assumptions	37,620	54,174	(21,357)	(29,531)

Particulars	2010-11		2009-10	
	Gratuity	Leave Encashment	Gratuity	Leave Encashment
Present value of funded obligation	2,64,646	-	1,52,341	-
Fair Value of plan assets	2,93,864	-	2,68,368	-
Present value of un-funded obligation	-	3,73,304	-	2,16,660
Net Liability /(Asset)	(29,218)	3,73,304	(1,16,027)	2,16,660
Experience (Gain)/ Loss adjustment on plan liabilities	30,829	1,19,290	-	-
Experience Gain/(Loss) adjustment on plan assets	3,220	-	-	-
Experience (Gain) adjustment on plan liabilities due to change in assumptions	(2,190)	(2,803)	-	-



CESC Properties Limited

Registered Office: CESC House, Chowringhee Square, Kolkata-700001

Amount recognized in Statement of Profit and Loss are as follows:

Particulars	2013-14		2012-13	
	Gratuity	Leave Encashment	Gratuity	Leave Encashment
Current Service Cost	2,26,048	69,621	1,84,348	56,235
Interest Cost	50,520	75,477	27,664	42,669
Expected Return on plan assets	(14,446)	-	(28,156)	-
Actuarial Losses/(Gains)	(1,46,164)	1,84,981	1,71,799	4,32,617
Past service cost	-	-	-	-
Total	1,15,958	3,30,079	3,55,655	5,31,521

Reconciliation of opening and closing balances of the present value of obligations:

Particulars	2013-14		2012-13	
	Gratuity	Leave Encashment	Gratuity	Leave Encashment
Opening defined benefit obligation	6,16,093	9,20,452	4,02,441	5,86,354
Current Service Cost	2,26,048	69,621	1,84,348	56,235
Interest Cost	50,520	75,477	27,664	42,669
Actuarial Losses/(Gains)	(1,60,610)	1,84,981	1,74,212	4,32,617
Benefits paid	-	-	(1,72,572)	(1,97,423)
Closing Defined Benefit Obligation	7,32,051	12,50,531	6,16,093	9,20,452

Reconciliation of opening and closing balances of fair value of plan assets :

Particulars	2013-14		2012-13	
	Gratuity	Leave Encashment	Gratuity	Leave Encashment
Opening fair value of plan assets	3,52,350	-	3,21,781	-
Expected Return on plan assets	14,446	-	28,156	-
Actual Company Contributions	(3,52,350)	-	1,72,572	1,97,423
Actuarial Gain	(14,446)	-	2,413	-
Benefits paid	-	-	(1,72,572)	(1,97,423)
Closing Fair Value on Plan Assets	-	-	3,52,350	-

Actual Return on Plan Assets (Rs.)

30,569

Principal Actuarial Assumption Used:

	2013-14	2012-13
Discount Rates	9.20%	8.20% 8.20%
Mortality Rates	Indian Assured Lives Mortality (2006-08)Ultimate	Indian Assured Lives Mortality (2006-08)Ultimate

The estimates of future salary increase considered in the actuarial valuation takes into account factors like inflation, seniority, promotion and other relevant factors.

The contribution expected to be made by the Company for the year ending 31st March, 2015 cannot be readily ascertainable and therefore not disclosed.



CESC Properties Limited**Registered Office: CESC House, Chowringhee Square, Kolkata-700001****Note 2.24 Finance costs**

Particulars	2013-14	2012-13
	Rs.	Rs.
Interest expense	24,81,32,876	16,28,22,740
Other Borrowing Costs	1,51,68,600	-
	26,33,01,476	16,28,22,740
Less: Allocated to Capital Account <i>Ref Note 2.12</i>	13,20,92,718	16,28,22,740
	13,12,08,758	-

Note 2.25 Depreciation and amortisation expenses

Particulars	2013-14	2012-13
	Rs.	Rs.
Depreciation / amortisation on tangible assets	3,60,54,734	18,56,355
Amortisation on intangible assets	1,88,111	1,37,163
	3,62,42,845	19,93,518
Less: Allocated to Capital Account <i>Ref Note 2.12</i>	8,15,605	12,76,404
	3,54,27,240	7,17,114

Note 2.26 Other expenses

Particulars	2013-14	2012-13
	Rs.	Rs.
User fees	11,00,00,000	11,00,00,000
Rent (includes lease rent of Rs 3,500; Previous Year: Rs. 7,96,595)	18,99,500	50,14,424
Repairs and maintenance	35,14,448	8,71,986
Travelling and conveyance	30,17,910	31,19,846
Recruitment expenses	-	3,45,653
Communication charges	2,88,616	2,23,866
Professional fees	5,15,90,569	1,32,62,037
Filing fees and other charges	5,000	60,08,000
Audit fees	8,00,000	5,00,000
Printing and stationery	6,14,971	3,76,874
Manpower service charges	3,33,02,246	15,33,913
Bank charges	30,483	1,48,603
General charges	4,66,657	1,73,571
Miscellaneous office expenses	37,13,883	5,41,553
Donations	-	25,00,000
Brokerage	2,97,03,331	-
Electricity	2,87,60,902	-
Rates & taxes	3,17,71,340	-
Promotional expenses	1,81,06,196	-
Insurance	17,86,124	-
Houskeeping and other services	27,48,481	-
	32,21,20,657	14,46,20,326
Less: Allocated to Capital Account <i>Ref Note 2.12</i>	13,83,46,883	12,75,92,977
	18,37,73,774	1,70,27,349



CESC Properties Limited

Registered Office: CESC House, Chowringhee Square, Kolkata – 700001

Note: 2.27

The Company commenced commercial operation on 1st November 2013 with opening of its Shopping Mall “Quest”.

Note: 2.28

Related Party Disclosures

Related Parties and their relationships

Nature of relationship	Name of related parties
i Holding Company	CESC Limited
ii Subsidiary Company	Metromark Green Commodities Private Limited
iii Fellow Subsidiary Companies	Spencer’s Retail Limited, Ranchi Power Distribution Company Limited, Music World Retail Limited, Au Bon Pain Café India Limited, Nalanda Power Company Limited, CESC Projects Limited, Dhariwal Infrastructure Ltd, Haldia Energy Ltd, CESC Infrastructure Ltd, Surya Vidyut Limited, Bantal Singapore Pte.Ltd , Papu Hydropower Projects Limited, Pachi Hydropower Projects Limited, Spenliq Private Limited, Firstsource Solutions Limited, Firstsource Group USA, Inc., Firstsource BPO Ireland Ltd. ,Firstsource Solutions UK Ltd., Anunta Tech Infrastructure Services Ltd., Firstsource-Dialog Solutions Pvt. Ltd., MedAssist Holding, Inc., Firstsource Business Process Services, LLC Firstsource Solutions S.A. (Argentina)*, Firstsource Solutions USA, LLC, Firstsource Advantage, LLC ,Firstsource Transaction Services, LLC ,Twin Lakes Property LLC, (Twinlakes-I) #, Twin Lakes Property LLC (Twinlakes-II) #. * With effect from 31 December 2013 # Dissolved during the year
iv Key Management Personnel	Mr. Prasanta Kumar Chaudhuri (1 st April 2013 to 31 st May 2013) Mr. Dilip Kumar Sen, Managing Director (1 st July 2013 onwards)



Transactions with Related Parties

Nature of Transaction	Holding Company		Subsidiary Company		Fellow Subsidiary		Key Management Personnel	
	31-Mar-14	31-Mar-13	31-Mar-14	31-Mar-13	31-Mar-14	31-Mar-13	31-Mar-14	31-Mar-13
Advance Received for Share Subscription								
CESC Limited	(60,00,00,000)	(62,00,00,000)						
Allotment of Shares								
CESC Limited	77,00,00,000	45,00,00,000						
Security Deposit								
CESC Limited	11,57,322	3,67,585						
Spencers Retail Limited					(79,76,791)	(17,69,402)		
Au Bon Pain Café Limited					(12,33,184)	-		
Income from Sale/Services								
Spencers Retail Limited					1,74,30,186			
Au Bon Pain Café Limited					13,40,303			
Expenses Incurred								
CESC Limited	4,23,60,243							
User Fees Incurred								
CESC Limited	11,00,00,000	11,00,00,000						
Recovery of Expenses								
CESC Limited	1,40,96,760	97,90,104						
	(23,50,188)							
CESC Infrastructure Limited					2,35,275			
Haldia Energy Limited					3,60,829			
					(6,75,379)			
Remuneration Paid								
Mr. P.K.Chaudhuri							1,89,300	11,68,655
Mr. D.K.Sen							26,10,000	
Consumer Contribution								
CESC Limited		74,68,721						
Balance as at Year End:								
Debit			2,50,00,000	2,50,00,000				96,684
Credit	25,29,68,724	29,10,21,504			5,40,59,499	5,17,69,402		



CESC Properties Limited

Registered Office: CESC House, Chowringhee Square, Kolkata – 700001

Note: 2.29

Auditors' Remuneration

Professional Fees shown in Note 2.26 include

Particulars	2013-14 Rs.	2012-13 Rs.
Tax Audit Fee	2,00,000	200,000

Note: 2.30

Earnings per Share (EPS):

Computation of earning per share

	2013-14	2012-13
(i) Number of Equity Shares at the beginning of the year	13,00,10,000	8,50,10,000
(ii) Number of Equity Shares issued during the year	7,70,00,000	4,50,00,000
(iii) Number of Equity Shares at the end of the year	20,70,10,000	13,00,10,000
(iv) Weighted average number of Equity Shares outstanding for the year for Basic EPS (A)	13,02,20,959	8,52,56,575
(v) Face Value of each Equity Share (in Rs.)	10	10
(vi) Profit/ (Loss) attributable to Equity Shareholders (Rs.) (B)	(19,88,04,142)	(1,77,17,453)
Profit/ (Loss) per share – Basic and Diluted(B/A)	(1.53)	(0.21)

Note: 2.31

Expenditure in Foreign Currency

	Rs. 2013-14	Rs. 2012-13
Consultancy fees	1,20,54,446	1,50,14,419
Others	-	3,06,104

Note: 2.32

The Company is mainly engaged in the business of development and operation of Malls and other real estate properties and does not operate in any other reportable segment.



CESC Properties Limited

Registered Office: CESC House, Chowringhee Square, Kolkata – 700001

Note: 2.33

The Company ensures secretarial compliances and take help of professionals as required. The Company has appointed a Whole Time Company Secretary w.e.f from 15.05.2014.

Note: 2.34

Previous year's figure has been regrouped/ rearranged, wherever necessary.

For Lovelock & Lewes
Firm Registration Number: 301056E
Chartered Accountants



Sougata Mukherjee

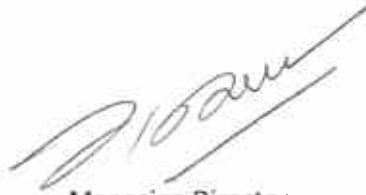
Partner

Membership No.057084

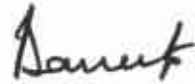
Kolkata

30th May 2014

For and on behalf of the Board of Directors



Managing Director



Director



Company Secretary

CESC PROPERTIES LIMITED

STATEMENT REGARDING SUBSIDIARY COMPANIES FOR THE FINANCIAL YEAR ENDING 31 MARCH 2014

PURSUANT TO SECTION 212 OF COMPANIES ACT, 1956

SI No	Name of Subsidiary Company	Number of Shares held by the Company	Extent of Holding	Profit / (Losses) so far as it concerns the members of the holding Company and not dealt with in the books of Accounts of the Holding Company		Profit / (Losses) so far as it concerns the members of the holding Company and dealt with in the books of Accounts of the Holding Company	
				For the Financial Year of the Subsidiary	For the Previous Financial year(s) since it become a subsidiary	For the Financial Year of the Subsidiary	For the Previous Financial year(s) since it become a subsidiary
				Rs	Rs	Rs	Rs
1	METROMARK GREEN COMMODITIES PRIVATE LIMITED	20000	100%	(2,54,292)	(55,59,359)	-	-

For and on behalf of the Board of Directors



Managing Director



Director



Company Secretary